

LCFF Budget Overview for Parents

Local Educational Agency (LEA) Name: TEACH Tech Charter High School

CDS Code: 19647330129627

School Year: 2023-24

LEA contact information:

Mr. Steven Menduke

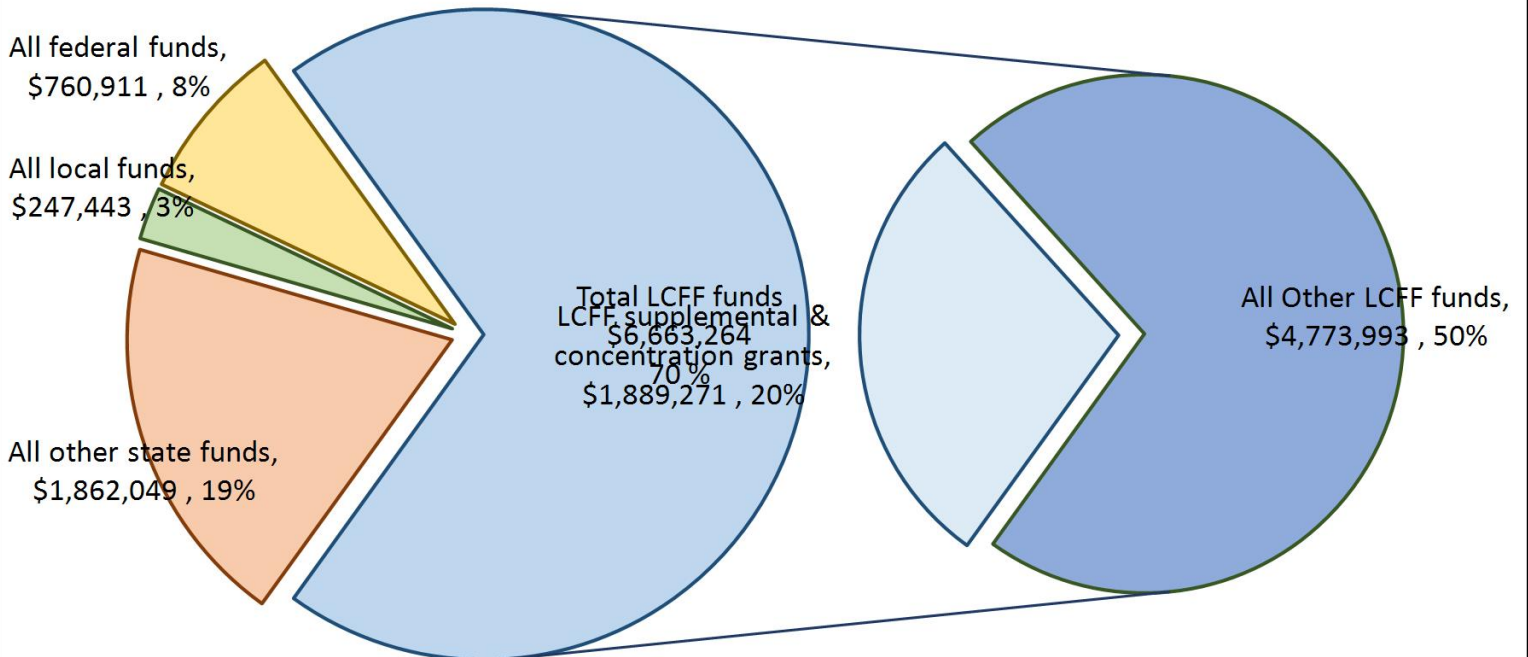
Principal

323-872-0707

School districts receive funding from different sources: state funds under the Local Control Funding Formula (LCFF), other state funds, local funds, and federal funds. LCFF funds include a base level of funding for all LEAs and extra funding - called "supplemental and concentration" grants - to LEAs based on the enrollment of high needs students (foster youth, English learners, and low-income students).

Budget Overview for the 2023-24 School Year

Projected Revenue by Fund Source

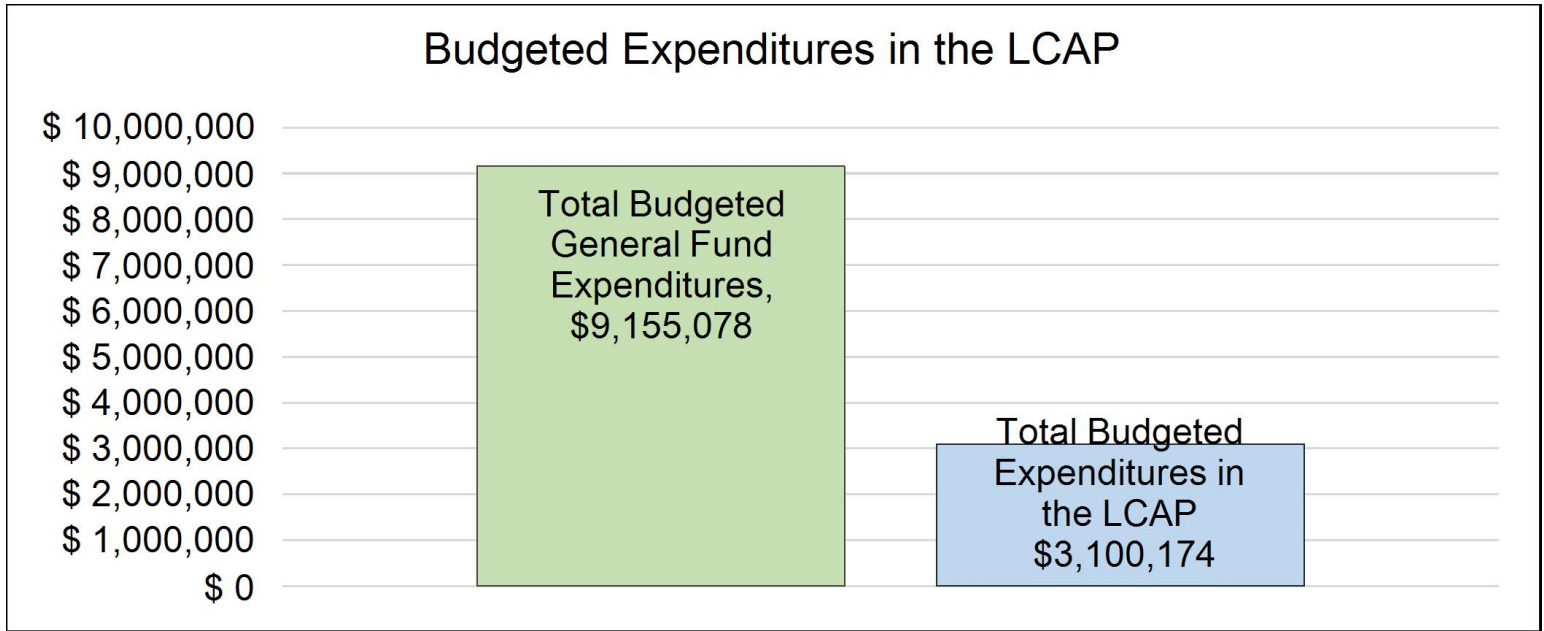


This chart shows the total general purpose revenue TEACH Tech Charter High School expects to receive in the coming year from all sources.

The text description for the above chart is as follows: The total revenue projected for TEACH Tech Charter High School is \$9,533,667, of which \$6,663,264.00 is Local Control Funding Formula (LCFF), \$1,862,049.00 is other state funds, \$247,443.00 is local funds, and \$760,911.00 is federal funds. Of the \$6,663,264.00 in LCFF Funds, \$1,889,271.00 is generated based on the enrollment of high needs students (foster youth, English learner, and low-income students).

LCFF Budget Overview for Parents

The LCFF gives school districts more flexibility in deciding how to use state funds. In exchange, school districts must work with parents, educators, students, and the community to develop a Local Control and Accountability Plan (LCAP) that shows how they will use these funds to serve students.



This chart provides a quick summary of how much TEACH Tech Charter High School plans to spend for 2023-24. It shows how much of the total is tied to planned actions and services in the LCAP.

The text description of the above chart is as follows: TEACH Tech Charter High School plans to spend \$9,155,078.00 for the 2023-24 school year. Of that amount, \$3,100,174.00 is tied to actions/services in the LCAP and \$6,054,904 is not included in the LCAP. The budgeted expenditures that are not included in the LCAP will be used for the following:

This includes certificated and classified salaries and benefits, Contracted services, Professional consulting, Facilities & housekeeping costs, and depreciation expenses.

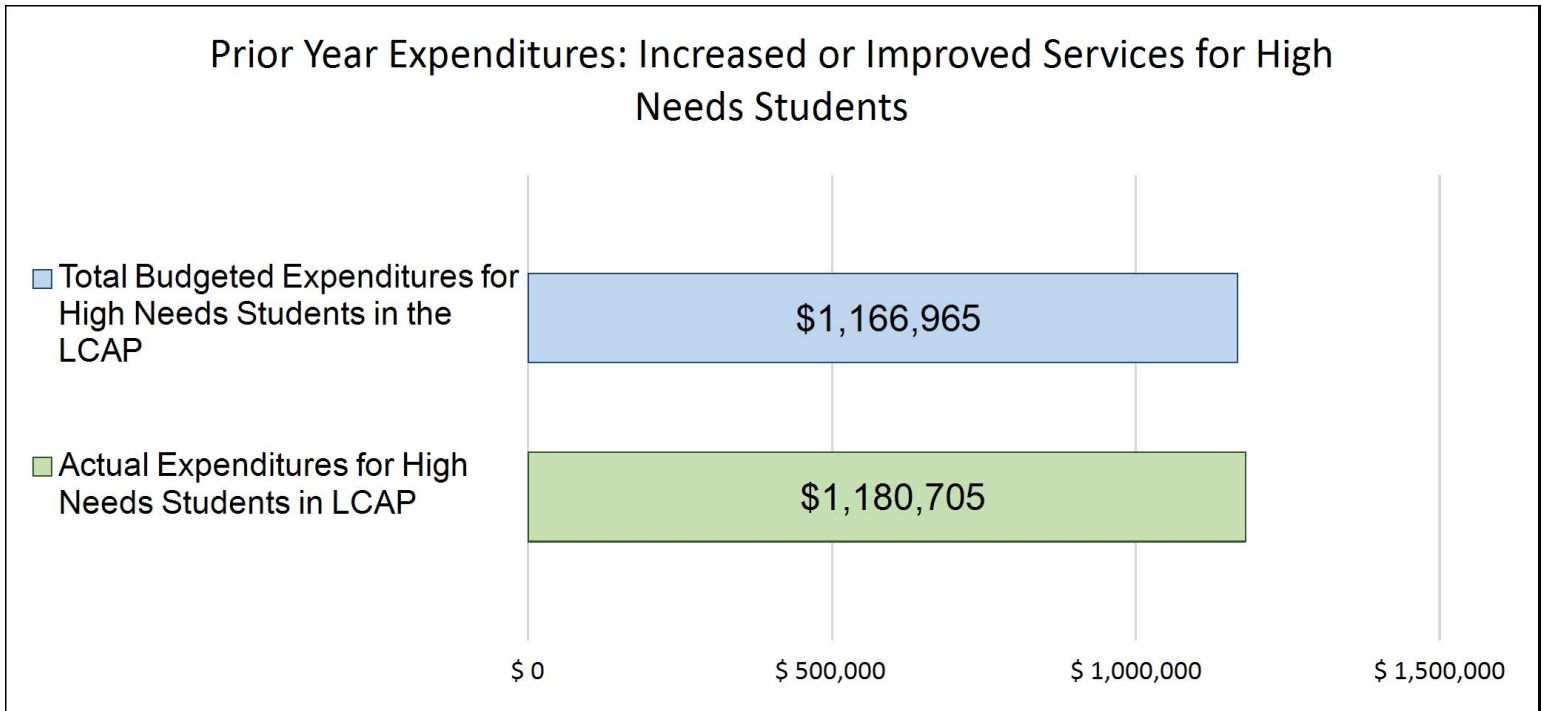
Increased or Improved Services for High Needs Students in the LCAP for the 2023-24 School Year

In 2023-24, TEACH Tech Charter High School is projecting it will receive \$1,889,271.00 based on the enrollment of foster youth, English learner, and low-income students. TEACH Tech Charter High School must describe how it intends to increase or improve services for high needs students in the LCAP. TEACH Tech Charter High School plans to spend \$1,350,362.00 towards meeting this requirement, as described in the LCAP.

Costs to address these needs include an additional Counselor, Assistant Principal, Bilingual Coordinator and additional instructional aides.

LCFF Budget Overview for Parents

Update on Increased or Improved Services for High Needs Students in 2022-23



This chart compares what TEACH Tech Charter High School budgeted last year in the LCAP for actions and services that contribute to increasing or improving services for high needs students with what TEACH Tech Charter High School estimates it has spent on actions and services that contribute to increasing or improving services for high needs students in the current year.

The text description of the above chart is as follows: In 2022-23, TEACH Tech Charter High School's LCAP budgeted \$1,166,964.50 for planned actions to increase or improve services for high needs students. TEACH Tech Charter High School actually spent \$1,180,705.00 for actions to increase or improve services for high needs students in 2022-23.

The difference between the budgeted and actual expenditures of \$13,740.5 had the following impact on TEACH Tech Charter High School's ability to increase or improve services for high needs students:

NA

Local Control and Accountability Plan

The instructions for completing the Local Control and Accountability Plan (LCAP) follow the template.

Local Educational Agency (LEA) Name	Contact Name and Title	Email and Phone
TEACH Tech Charter High School	Mr. Steven Menduke Principal	SMenduke@teachps.org 323-872-0707

Plan Summary [2023-24]

General Information

A description of the LEA, its schools, and its students in grades transitional kindergarten–12, as applicable to the LEA.

TEACH Tech Charter High School (TTCHS) is an independent public charter school located in South Los Angeles, California. TTCHS resides on 10616 S. Western Ave. in South Los Angeles between residential homes, small businesses, and in close proximity to a local community college (Los Angeles Southwest College). TTCHS serves approximately 473 students in grades 9-12 grade. Student demographics include: 12% Students with Special Needs, 21.6% English Language Learners; 2.1% Foster Youth; and 96.6% Socioeconomically disadvantaged.

TTCHS’ Mission is to create a high-quality, innovative teaching and learning environment that focuses on literacy; integrating state-of-the-art technologies across the core curriculum to achieve academic proficiency for all students.

TTCHS’ VISION seeks to establish a state-of-the-art community school in South Los Angeles that will equip students with the skills and habits of mind needed to compete in the 21st century. It will reach students of all backgrounds by teaching the whole child which includes the social, physical, emotional, moral, ethical, and intellectual needs of students so that upon graduation, the knowledge and the experiences acquired at this school site can be effectively applied to their daily lives.

TTCHS was created as the fruition of a dream of its two founders Longtime Los Angeles educators Mildred Cunningham and Edith Morris founded the school. The school was established with a vision of addressing the needs of the whole child, building children’s character, and integrating state-of-the-art technology in instruction. The staff focuses on forging deep, lasting connections with their students. “We hug them, we love them, we teach them,” says co-founder Cunningham. They created the middle school, Teach Academy of Technologies in 2010, and were able to expand into a high school in 2014. These two career educators started a middle school with the intention of building a high school to provide quality education for students in the historically disenfranchised community of South Los Angeles. The goal was and is still today to raise students to be scholars, who are prepared to enter college and the workforce, by creating an environment that touches the hearts and minds of our students. Teachers are encouraged to build positive relationships with students to help foster a sense of safety and

security that promotes students flourishing and growing as individuals. Due to the small school size, students are well known in the school community and TTCHS maintains a sense of family by building on staff and student relationships to maintain respect and discipline across campus.

The overwhelming majority of TTCHS students live in South Los Angeles within a three-mile radius of the main campus. The school opened in the Fall of 2014-2015 school year with 96 9th and 10th-grade students in a small bungalow-style structure with limited space for lunch, student gatherings, and exercise. After one year in that facility, the district purchased an 8.5-million dollar property approximately 1.6 miles south of the original location and we relocated for 2 years at this site. Over 80% of the students who were enrolled during the first year relocated to the newly acquired campus. Over the next two years, the school added grades 11 and 12 and more than doubled its enrollment. Enrollment increased again in 2017-18 when the school added more enrollment slots for grades 11 and 12. We were able to increase our enrollment to 415, and are currently operating at full capacity.

Reflections: Successes

A description of successes and/or progress based on a review of the California School Dashboard (Dashboard) and local data.

The school has three numerically significant student groups (Black or African American, Latino, and Socioeconomically Disadvantaged). All three numerically significant student groups have a DFS higher than the State's average DFS for those student groups.

Based on the Dashboard, in 2022 the graduation rate was medium, English Learner progress was high and the suspension rate was very low.

TEACH welcomed a new Principal in February of 2023 and is adopting a two assistant principal model. While our principal focuses on setting our instructional vision and supporting our team through leadership development coaching with all leaders on campus, each assistant principal specializes in either culture or instruction on our campus. During this time, we have had a number of new staff members join our team in the form of an ELD Coordinator, SpEd Lead, and Lead Counselor. We continue to support our new staff members with meaningful professional development opportunities, the use of surveys and support meetings in order to fully integrate them with TTCHS culture.

With the addition of our second school counselor, we have been able to ensure that students' social emotional needs are met more effectively. Rather than one counselor for 400+ students, the splitting of the grades (9th and 11th, 10th and 12th), has allowed our counseling team to be vastly more efficient and thorough. Along with that, our counseling team has been able to play a larger role in the attendance policy creation, assigning of classes to ensure A-G requirements are met, and general supervision on campus. Our students have constant access to our counseling department, and counselors meet with every student at least once each semester, and host parent/family meetings once a semester as well. All of this has been made to be more efficient due to the addition of a second school counselor.

In alignment with what has occurred in years prior, the adaptation of CPM has deepened the conceptual elements of lessons in math classes. Along with this focus, the curriculum has assisted math instructors with their capacity to facilitate group assessment and collaboration, and has increased text complexity leading to further opportunities for writing. CPM has streamlined lesson planning for math teachers as many of the lessons are already built out, and our teachers have been able to instead spend their time in scaffolding and accommodations. Students have been impacted positively through this shift as we have seen both student confidence and ability to practice high level mathematics independently increase drastically.

Leveraging IAB benchmark assessments three times each school year has allowed for our instructional team to make data informed decisions about instruction in all math and english classes. While the student facing benchmarking process itself is not new, the process that we have used on the adult end has been altered. In partnership with our newly acquired Director of Data and Assessment, our leadership team has been able to act on the data yielded from each benchmark with much more speed and efficacy. This data has informed our instructional practices, curriculum shifts and choices, professional development scope and sequence, and family partnership towards increased student academic achievement.

Graduation - Green

Our college counselors works very hard to ensure that all students have what they need for graduation so she implements these 4 specific items to help students.

1. Manage the senior caseload
2. Meet with parents quarterly to discuss senior on-track status for graduation
3. Provide students with Apex course to recover any needed credits
4. Ensure that students are enrolled in summer school each summer that is needed

Chronic absenteeism was 2% for 20-21, increased to 22.09% in 21-22,

Attendance rate 97% for 2021, decreased to 87.41% in 21-22

100% of students completed a-g requirements in 20-21, decreased to 98% in 21-22.OLDThese reflections are based on the review of performance on the state indicators and local indicators included in the Dashboard for SY 21-22, progress towards LCAP goals, local self-assessment tools, and stakeholder input.

In 2022-2023 the school welcomed a new Principal who has made significant progress implementing school improvement strategies. Academic interims assessments indicate sustained academic progress.

Reflections: Identified Need

A description of any areas that need significant improvement based on a review of Dashboard and local data, including any areas of low performance and significant performance gaps among student groups on Dashboard indicators, and any steps taken to address those areas.

TEACH Tech Charter High's 2022 California School Dashboard report on the school's performance in ELA indicates that the school has earned a Status level of "Low" for All Students which is below the state's Status level of "Low". The report shows an average Distance from Standard (DFS) of -8.8 in ELA for the All Students group, which is above the State average (DFS) of -12.2.

TEACH Tech Charter High's 2022 California School Dashboard report on the school's performance in Math indicates that the school has earned a Status level of "Very Low" for All Students which is below the state's Status level of "Low". The report shows an average Distance from Standard (DFS) of -133.2 in Math for the All Students group, which is below the State average (DFS) of -51.7. The school has three numerically significant student groups (Black or African American, Latino, and Socioeconomically Disadvantaged). All three numerically significant student groups have a DFS lower than the State's average DFS for those student groups.

TEACH Tech Charter analyzes student performance on multiple interim assessments and has identified the need to focus on math achievement while continuing to develop ELA proficiency through writing across the curriculum.

LCAP Highlights

A brief overview of the LCAP, including any key features that should be emphasized.

Our LCAP Goals, the instructional focus for the school year drives our professional development plan, and we identified 4 areas of focus that were introduced to teachers at the beginning of the school year. This includes 1. Student Engagement 2. PEEL Writing Strategy 3. Cultural Connections and 4. Check for Understanding. We revisited these priorities throughout the school year and in observations, feedback, and when reviewing teacher lesson plans. Professional development was held weekly on Fridays, and there are 5 full days of PD during the school year in addition to the two weeks of professional development in the beginning.

The LCAP Goals were revised in order to align with our school's mission, vision, WASC Action Plan, and state accountability plans. For each LCAP goal, are CDE required measurable outcomes with annual growth targets. Our goals are as follows:

- Goal #1: Implement an infrastructure of schoolwide data analysis in the post-pandemic era (including assessments to inform instructional decisions, longitudinal data tracking, and implementation of research-based intervention programs); in order to sustain our current RTI/MTSS Structured Program (that identifies, monitors, and provides appropriate academic and social-emotional

supports); in order to ensure student academic growth and close the achievement gap among all subgroups. (Aligns with WASC Action Plan, 2,3)

- Goal #2: Implement a comprehensive, school-wide Professional Development Plan that includes the CCSS ELA/ELD/Math & NGSS, differentiation, and research-based instructional strategies to address the diverse learning needs of our (ELL, SPED, Foster, Homeless and Economically Disadvantaged and Gifted) students and supports teachers to be effective educators. Implement an instructional day that provides students with a rigorous common core aligned curriculum across all disciplines, and instruction that includes culturally relevant and extended learning experiences that encourages student engagement elicits critical thinking, and problem-solving. (Aligns with WASC Action Plan 2,3)
- Goal #3: Engage parents as active partners through communication, and collaboration, workshops, School Site Council, Parent Meetings, and English Learner Advisory Committee Meetings, to ensure that all students are college and career ready. Provide students with a safe, welcoming, and inclusive, positive learning environment that exudes a culture of high expectations and a culture of respect. (Aligns with WASC Action Plan 1,4)

Here are some specific goal highlights:

Goal 1 Highlights: instruction is one of our top priorities this school year. The principal has an instructional focus for implementation. The instructional focus includes teacher lesson planning through data-driven instruction, coaching, and feedback with a focus on synthesizing information with evidence-based claims. In terms of 21st-century skills, we will be receiving additional PBL training on 21st-century skills in January to continue to implement 21st-century skills. When teachers complete their weekly lesson plan, teachers must plan with individual and subgroups of students in mind. For example, with English Learners, we ensure that EL students receive the appropriate in-class and out-of-class instructional support through our professional development for teachers, classroom observations, and feedback from students and their families. All teachers plan with our EL subgroups in mind. In terms of adjustments are implemented based on the progress shown in student achievement data, work samples, and observation notes.

Goal 2 Highlights: We are in year one of Illuminate implementation. Illuminate will allow us to store all student data for analysis and distribution. The second phase is to roll out the students and family portal. Our college counselors and deans use all data points to support students. The principal also works with the Director of Operations, Data, and Technology to retrieve and analyze student data prior to all Board meetings. The assistant principal runs reports on culture and discipline.

Goal 3 Highlights: Engaging families has been a top priority for the new administration team. We have held coffee with the principals each month, school-site council meetings, ELAC's and grade level meetings. An area of growth is our ELAC meetings. We have finally found a core group of parents willing to meet to discuss EL data.

TEACH Tech Charter School will implement the actions and services outlined in this LCAP to improve student academic outcomes, retain highly effective teachers and strengthen the capacity of our Leadership Team to ensure that our school prepares every student for College and Career Readiness.

Highlights for 2023-2024 goals include the addition of several leadership positions that will focus on improved academic progress, student social emotional wellbeing, increased student co-curricular activities.

Comprehensive Support and Improvement

An LEA with a school or schools eligible for comprehensive support and improvement must respond to the following prompts.

Schools Identified

A list of the schools in the LEA that are eligible for comprehensive support and improvement.

TEACH Tech Charter High School is not eligible for CSI

Support for Identified Schools

A description of how the LEA has or will support its eligible schools in developing comprehensive support and improvement plans.

Not applicable

Monitoring and Evaluating Effectiveness

A description of how the LEA will monitor and evaluate the plan to support student and school improvement.

Not applicable

Engaging Educational Partners

A summary of the process used to engage educational partners and how this engagement was considered before finalizing the LCAP.

At TEACH Tech we understand the importance of engaging stakeholders in the LCAP updates.

All stakeholders were involved in reviewing and revising our LCAP Goals and action steps. These stakeholders include teachers, principals, administrators, non-teaching staff, parents and students. When developing the LCAP the school principal and administrators worked together to carefully review our school data and recommendations from all stakeholders. Specifically, feedback was solicited from staff, parents, and students to review our school data and share their suggestions on what we should focus on and how we can reach our goals. These suggestions were taken into consideration as we revised the goals and action steps. We will continue to make refinements yearly.

This year, the LCAP Goals and progress were shared with parents during parent meetings, School Site Council, and Coffee with the Principal. After our administrative team shared the goals and action items with parents, they were given an opportunity to share their input. This feedback was used to make additional refinements to our LCAP. While the principal took on a leadership role on engaging stakeholders, the assistant principal and instructional leadership coach worked to revise the goals and action items as a result of stakeholder feedback.

Specifically, the School Principal consulted with all stakeholders in the LCAP annual review and analysis in the following list of meetings this school year:

- Monthly meetings with parents
- Board meetings – monthly
- Professional Development at the beginning of the year, mid-year, and end of the year.

A summary of the feedback provided by specific educational partners.

This year we specifically focused on revamping our Goals.

Teachers gave great feedback on the refinement of our goals during PD. Specifically, our goals were defined as such.

Parents agreed with the change of the introductory verbs change on the goals. For example, changing "develop" to "implement."

A description of the aspects of the LCAP that were influenced by specific input from educational partners.

Teachers gave great feedback on the refinement of our goals during PD. Specifically, our goals were defined as such.

Goal 1

Develop an infrastructure to implement multiple forms of student/schoolwide data including assessments to inform instructional decisions, implementation of research-based intervention programs; in order to research and develop an RTI/MTSS Structured Program to identify, monitor, and provide appropriate academic and social-emotional supports to ensure student academic growth, to close the achievement gap among all subgroups. (aligns with WASC Action Plan, 1,3,4)

2021-22 Goal 1

Implement an infrastructure of schoolwide data analysis in the post-pandemic era (including assessments to inform instructional decisions, longitudinal data tracking, and implementation of research-based intervention programs); in order to sustain our current RTI/MTSS Structured Program (that identifies, monitors, and provides appropriate academic and social-emotional supports); in order to ensure student academic growth and close the achievement gap among all subgroups. (Aligns with WASC Action Plan, 2,3)

Goal 2

Develop a comprehensive, coherently focused, school-wide Professional Development Plan that includes the CCSS ELA/ELD/Math & NGSS, differentiation, and research-based instructional strategies to address the diverse learning needs of our (ELL, SPED) students and supports teachers to be effective educators. Implement an instructional day that provides students with a rigorous common core aligned curriculum across all disciplines, and instruction that includes relevant and extended learning experiences that encourages student engagement elicits critical thinking, and problem-solving. (Aligns with WASC Action Plan 2,3)

2021-22 Goal 2

Implement a comprehensive, school-wide Professional Development Plan that includes the CCSS ELA/ELD/Math & NGSS, differentiation, and research-based instructional strategies to address the diverse learning needs of our (ELL, SPED, Foster, Homeless and Economically Disadvantaged and Gifted) students and supports teachers to be effective educators. Implement an instructional day that provides students with a rigorous common core aligned curriculum across all disciplines, and instruction that includes culturally relevant and extended learning experiences that encourages student engagement elicits critical thinking, and problem-solving. (Aligns with WASC Action Plan 2,3)

Goal 3

Engage parents as partners through education, communication, and collaboration, to ensure all students are college and career-ready. Provide students with a safe, welcoming, and inclusive, positive learning environment that exudes a Culture of High Expectations and a Culture of Respect. (Aligns with WASC Action Plan #1)

2021-22 Goal

Engage parents as active partners through communication, and collaboration, workshops, School Site Council, Parent Meetings, and English Learner Advisory Committee Meetings, to ensure that all students are college and career-ready. Provide students with a safe, welcoming and

inclusive, positive learning environment that exudes a culture of high expectations and a culture of respect. (Aligns with WASC Action Plan 1,4)

Goals and Actions

Goal

Goal #	Description
1	Implement an infrastructure of schoolwide data analysis in the post-pandemic era (including assessments to inform instructional decisions, longitudinal data tracking, and implementation of research-based intervention programs); in order to sustain our current RTI/MTSS Structured Program (that identifies, monitors, and provides appropriate academic and social-emotional supports); in order to ensure student academic growth and close the achievement gap among all subgroups. (Aligns with WASC Action Plan, 2,3)

An explanation of why the LEA has developed this goal.

This goal was previously developed and revised in collaboration with parents and teachers. This goal is still relevant, however, we have included a new focus "the post-pandemic era." Many of our students and their families struggle during the pandemic and we need to be able to assess and provide academic and socio-economic supports as we transition out of this historic time period. We had to think on our feet during the pandemic era, we specifically did the following. Staff participated in a two-week professional development program before the start of the 20-21 school year. During this time teachers covered key instructional practices for distance learning and how to best conduct a class via Zoom. The Principal and Instructional Coach led training on implementing Project-Based Learning virtually. Training included technology training conducted by the Director of Operations, Data & IT. Staff will be provided with a laptop, phone or google voice number, and hot spots (as needed). Teachers have access to document cameras, projectors and another tech as needed. Tech support will be provided by the Director of Operations, Data & It, and the site-based IT Tech. In order for us to improve PD, we provide teachers with PD surveys after each period to evaluate the PD. Now we have to monitor and provide supports for the "post-pandemic era."

Further, these goals align with our WASC Action Plan.

Measuring and Reporting Results

Metric	Baseline	Year 1 Outcome	Year 2 Outcome	Year 3 Outcome	Desired Outcome for 2023–24
Annual Growth on CAASPP ELA distance from Level (DFL) 3 Scale Scores: Grade 11	-60 DFL3; 47.29% Meet or Exceed Proficiency standard	8.8 points below standard	data not yet available		Meet or exceed statewide rate (51.1% meet or exceed standard proficiency)

Metric	Baseline	Year 1 Outcome	Year 2 Outcome	Year 3 Outcome	Desired Outcome for 2023–24
Annual Growth on CAASPP Math distance from Level (DFL) 3 Scale Scores: Grade 11	-164.1 DFL3; 10.53% Meet or Exceed Proficiency standard	133.2 points below standard	data not yet available		Meet or exceed statewide rate (39.73% meet or exceed standard proficiency)
Increase attendance rates:	93%	87.41%	21-22 - 86.85% 22-23 - 87.87% INCREASE in ADA by 1%		95-100%
Decrease Chronic Absenteeism rates: (1% decline annually)	18.7%	22.09%	21-22 - 19.13% 22-23 - 45.11% INCREASE in Chronic Absenteeism		less than 13%
Reduce High School Dropout Rates:	3%	1.27%	13.8%		0%
Improve High School Graduation Rates:	80.6% (19-20)	98%	86.6%		95% or higher
% of Grade 12 students that are CCR: UC A-G Completion rate	100%	98%	data not yet available		Maintain 100%
% of students who pass AP Exam with score 3+:	unavailable	unavailable	28% of the students that took at least one AP exam scored a 3 or higher		35%
% of students “College Ready” as measured by EAP: (ELA/Math)	0%/0%	ELA: 18.8 Math: 4.08	ELA: 15.29 Math: 1.18		

Metric	Baseline	Year 1 Outcome	Year 2 Outcome	Year 3 Outcome	Desired Outcome for 2023–24
% of students access broad course of study: UC A-G approved	100%	100%	100%		
Decrease % of Grade 9 students “at-risk HFZ” annually: Aerobic Capacity/Body Composition	33.3%/38.1%	Data not available	unavailable		
Facilities Inspection Tool (FIT) Report Score: Good or Better	Good	Good	Good		

Actions

Action #	Title	Description	Total Funds	Contributing
1.1	Assessments	In addition, to state-mandated assessments (CAASPP ELA & Math: Grade 11, CELDT: Initial only, ELPAC: ELL only, Physical Fitness Test Grade 9, & California Science Test (CAST). TEACH Tech Charter High School staff will implement multiple types of assessments in order to monitor each scholar’s: academic progress; identify their strengths and needs in order to modify instruction; and identify the type of academic intervention needed. NWEA MAP ELA & Math Assessments: 3 times/year Interim Assessment Blocks: 3-4 times/year, benchmark assessments and Writing Assessments	\$606,166.00	No Yes
1.2	Hire Second Counselor	TEACH Tech Charter High School’s project-based learning environment integrates a rigorous College Preparatory curriculum and a character education program to prepare students to thrive in school, college, and the world. This curriculum guides students with the life skills necessary to communicate effectively, make informed decisions, and set goals. Using our data-driven instructional program, our school	\$121,795.00	No

Action #	Title	Description	Total Funds	Contributing
		<p>will scale SSTProgram for academic and social-emotional/behavioral programs for unduplicated pupils. Our Leadership Team is currently researching a structural framework for a student support team, such as the Multi-tiered System of Supports (MTSS) for implementation. Established curriculum such as the Overcoming Obstacles Character Education Curriculum is flexible to fit into core courses, advisory, and summer programs, counseling sessions, and college and career prep courses The Overcoming Obstacles curriculum is organized into middle and high school programs, each beginning with the three fundamental skills on which all other skills can be built: communication, decision making, and goal setting. Because of the modular format, teachers are able to teach the curriculum from start to end, and/or select specific modules that best suit the school/students. Modules include respect; teamwork; citizenship; a technique for addressing bullying; preparing for college and career; conflict resolution; problem-solving; confidence building; and time management. Positive Behavioral Interventions and Supports (PBIS): I an evidence-based, data-driven framework proven to reduce disciplinary incidents, increase a school’s sense of safety and support improved academic outcomes. The premise of PBIS is that continual teaching, combined with acknowledgment or feedback of positive student behavior will reduce unnecessary discipline and promote a climate of greater productivity, safety, and learning. PBIS schools apply a multi-tiered approach to prevention, using disciplinary data and principles of behavior analysis to develop school-wide, targeted, and individualized interventions and supports to improve school climate for all students. Speaker Series: Our school will continue to host guest speakers on a variety of topics ranging from social, cultural, family, and community issues, relevant to our student's experiences that align with our Character Education Program and our school’s mission. Restorative Justice: Social-emotional and behavioral issues are addressed using the Restorative Justice model, and one-on-on counseling led by the School Counselor & Principal. Counseling Services: our counselor provides counseling services. If necessary our school contracts social-emotional counseling services with the school Psychologist on an individual basis.</p>		

Action #	Title	Description	Total Funds	Contributing
1.3	Special Education Team	TEACH Tech Charter High School is designed to offer an engaging, welcoming and compassionate instructional environment for diverse students, including those who may be in foster care, homeless, experiencing housing instability, experiencing personal/family crisis or have other special needs. TTCHS's SPED Team provides instructional and social-emotional supports as outlined in the scholar's IEP: 2 RSP Teachers 1 Instructional Assistants Psychologist (contracted) Occupational Therapist (contracted)	\$556,784.00	No Yes
1.4	Purchase iLit Curriculum	Utilize iLit curriculum as a data point to track EL student progress in the language.	\$10,000.00	Yes
1.5	Academic Interventions	To support the TEACH Tech Charter HS's program of academic interventions, our team includes a College Counselor, 2 Assistant Principal, an EL coordinator. The following outlines how TEACH Tech Charter HS assesses students for intervention and a description of the types of intervention strategies that our school will implement. Using our data driven instructional program, our school will scale SST programs for unduplicated pupils. Our Leadership Team is currently researching a structural framework for a student support team, such as the Multi tiered System of Supports (MTSS) for implementation.	\$289,222.00	No Yes
1.6	Purchase PowerSchool data warehouse	We will implement a data warehouse to track longitudinal data.	\$4,000.00	No
1.7	Professional development	Professional development to faculty to increase data literacy, using data to drive instruction and provide efficient interventions	\$226,312.00	No

Action #	Title	Description	Total Funds	Contributing
1.8	Add FTE Assistant Principal- Academics		\$148,490.00	
1.9	Add FTE Restorative Justice Coordinator		\$100,504.00	
1.10	Add FTE Emerging Bilingual Coordinator		\$105,550.00	

Goal Analysis [2022-23]

An analysis of how this goal was carried out in the previous year.

A description of any substantive differences in planned actions and actual implementation of these actions.

No Significant differences

An explanation of material differences between Budgeted Expenditures and Estimated Actual Expenditures and/or Planned Percentages of Improved Services and Estimated Actual Percentages of Improved Services.

NA

An explanation of how effective the specific actions were in making progress toward the goal.

The second counselor has had a major impact on student well being and overall student focus on academic achievement with an eye toward college and the future. Professional development has improved teacher morale and satisfaction.

A description of any changes made to the planned goal, metrics, desired outcomes, or actions for the coming year that resulted from reflections on prior practice.

New significant actions were added for the 23-24 school year for this goal- the addition of a new Assistant Principal of Instruction, A new EL Coordinator (Emerging Bilingual Coordinator Position), a new Restorative Justice Coordinator Position. These positions were added based on a deep analysis of key dashboard data points.

A report of the Total Estimated Actual Expenditures for last year's actions may be found in the Annual Update Table. A report of the Estimated Actual Percentages of Improved Services for last year's actions may be found in the Contributing Actions Annual Update Table.

Goals and Actions

Goal

Goal #	Description
2	Implement a comprehensive, school-wide Professional Development Plan that includes the CCSS ELA/ELD/Math & NGSS, differentiation, and research-based instructional strategies to address the diverse learning needs of our (ELL, SPED, Foster, Homeless and Economically Disadvantaged and Gifted) students and supports teachers to be effective educators. Implement an instructional day that provides students with a rigorous common core aligned curriculum across all disciplines, and instruction that includes culturally relevant and extended learning experiences that encourages student engagement, elicits critical thinking, and problem-solving. (Aligns with WASC Action Plan 2,3)

An explanation of why the LEA has developed this goal.

Measuring and Reporting Results

Metric	Baseline	Year 1 Outcome	Year 2 Outcome	Year 3 Outcome	Desired Outcome for 2023–24
% of students that have access to standards-aligned instructional materials:	100%	100%	100%		100
% of teachers that will implement state standards for all students including EL access to CCSS & ELD	100%	100%	100%		100
% of teachers who are appropriately credentialed and assigned.	100%	100%	100%		100

Metric	Baseline	Year 1 Outcome	Year 2 Outcome	Year 3 Outcome	Desired Outcome for 2023–24
Increase percentage of EL who advance at least 1 Proficiency Level as measured by ELPAC:	21%	30%	data not yet available		50%
Increase English Learner reclassification rate:	32%	11.24%	data not yet available		50%

Actions

Action #	Title	Description	Total Funds	Contributing
2.1	Secure Standards Aligned Instructional-Materials	All teachers will use instructional materials that support rigor and standards-aligned instruction for all learners including ELs and SPED. Materials will be reviewed for quality and quantity and new materials will be ordered for every course as needed.	\$92,200.00	No Yes
2.2	Implement Periodic Professional Development on CCSS, NGSS, and ELD Standards	All teachers will be knowledgeable of the CCSS and ELD standards and use backwards planning to incorporate the standards when setting objectives and measuring progress. Science teachers will incorporate NGSS standards into their lessons.	\$413,467.00	No Yes
2.3	Maintain Low Turnover Rate of Fully Credentialed Staff	All teachers are currently credentialed and appropriately assigned. Newly hired teachers will also be credentialed and appropriately assigned.	\$80,963.00	No
2.4	Retain EL Coordinator to Support English Learners	The EL Coordinator will support school-wide goals to increase classification rate through professional development for teachers, ELD class, tracking and monitoring EL progress, and assessing ELs using the ELPAC.		No

Action #	Title	Description	Total Funds	Contributing
2.5	Hire additional support staff for English learners as needed.	Additional support staff for English learners would included instructional aids on a a full-time or part time bases.	\$88,876.00	Yes
2.6	Professional development for teachers	Professional development to increase teacher capacity to deliver standards aligned project-based, inquiry-based learning that promotes critical thinking.	\$113,156.00	

Goal Analysis [2022-23]

An analysis of how this goal was carried out in the previous year.

A description of any substantive differences in planned actions and actual implementation of these actions.

No substantive differences

An explanation of material differences between Budgeted Expenditures and Estimated Actual Expenditures and/or Planned Percentages of Improved Services and Estimated Actual Percentages of Improved Services.

NA

An explanation of how effective the specific actions were in making progress toward the goal.

Professional development and collaboration has had the most significant impact on progress towards goals and has had the added impact of improving morale, and lowering turnover.

A description of any changes made to the planned goal, metrics, desired outcomes, or actions for the coming year that resulted from reflections on prior practice.

NA

A report of the Total Estimated Actual Expenditures for last year's actions may be found in the Annual Update Table. A report of the Estimated Actual Percentages of Improved Services for last year's actions may be found in the Contributing Actions Annual Update Table.

Goals and Actions

Goal

Goal #	Description
3	Engage parents as active partners through communication, and collaboration, School Site Council, Parents Meetings and Council Meetings, to ensure that all students are college and career ready. Provide students with a safe, welcoming and inclusive, positive learning environment that exudes a culture of high expectations and a culture of respect. (Aligns with WASC Action Plan 1 and 4)

An explanation of why the LEA has developed this goal.

Measuring and Reporting Results

Metric	Baseline	Year 1 Outcome	Year 2 Outcome	Year 3 Outcome	Desired Outcome for 2023–24
Parent involvement through input in decision-making via SSC, & ELAC.	Met	SSC and ELAC have active membership of 10 parents.	Active membership of 8 parents		SSC has an active membership of 12 parents. ELAC has an active membership of 20 parents.
Parent involvement will include opportunities for participation in training programs.	Met	Met	Met		25% of parents have participated in a TEACH Parent Center training.
Suspension rate:	0%	1.27%	0%		0% suspension rate
Maintain expulsion rates:	0%	0%	0%		0% expulsion rate
Administer parent, student & teacher survey to measure sense of safety and	Met	Met	Met		75% of parents respond to survey. 100% of students respond to survey.

Metric	Baseline	Year 1 Outcome	Year 2 Outcome	Year 3 Outcome	Desired Outcome for 2023–24
school connectedness.					100% of staff respond to survey.

Actions

Action #	Title	Description	Total Funds	Contributing
3.1	Develop Parent Center increasing family / community connectivity to school decision-making and school culture.	Create and offer parent training sessions that are relevant to them and the local community, i.e. English / Spanish language lessons / PowerSchool Training / College Admissions & Scholarships Workshops, etc.	\$5,500.00	No Yes
3.2	Maintain a zero percent suspension and expulsion rate.	Further develop PBIS program by creating Scrip / Rewards Program (Tech Bucks) which students can earn as rewards from teachers and staff for observed instances of positive behavior. Teachers will be distributed a set number of Tech Bucks each month and use them to reward students for positive behavior. Tech Bucks will be used toward prize raffles held at Way 2 Go Wednesday celebrations of student achievement.	\$6,208.00	No Yes
3.3	Create additional safety protocols and procedures to accommodate the increasing number of students on campus.	Additional campus aides will be hired and an additional protocols put in place for ingress and egress of students and staff.	\$130,981.00	No Yes
3.4	Hire 1 FTE Parent Coordinator	Hire 1 parent coordinator to be shared with other campuses		No Yes

Goal Analysis [2022-23]

An analysis of how this goal was carried out in the previous year.

A description of any substantive differences in planned actions and actual implementation of these actions.

No substantive differences

An explanation of material differences between Budgeted Expenditures and Estimated Actual Expenditures and/or Planned Percentages of Improved Services and Estimated Actual Percentages of Improved Services.

NA

An explanation of how effective the specific actions were in making progress toward the goal.

The Parent Coordinator has been very impactful in creating meaningful engagement with parents and is supported by increased parent communication via various social media platforms.

A description of any changes made to the planned goal, metrics, desired outcomes, or actions for the coming year that resulted from reflections on prior practice.

No changes

A report of the Total Estimated Actual Expenditures for last year's actions may be found in the Annual Update Table. A report of the Estimated Actual Percentages of Improved Services for last year's actions may be found in the Contributing Actions Annual Update Table.

Goals and Actions

Goal

Goal #	Description
4	

An explanation of why the LEA has developed this goal.

Measuring and Reporting Results

Metric	Baseline	Year 1 Outcome	Year 2 Outcome	Year 3 Outcome	Desired Outcome for 2023–24

Actions

Action #	Title	Description	Total Funds	Contributing
4.1				No

Goal Analysis [2022-23]

An analysis of how this goal was carried out in the previous year.
 A description of any substantive differences in planned actions and actual implementation of these actions.

An explanation of material differences between Budgeted Expenditures and Estimated Actual Expenditures and/or Planned Percentages of Improved Services and Estimated Actual Percentages of Improved Services.

An explanation of how effective the specific actions were in making progress toward the goal.

A description of any changes made to the planned goal, metrics, desired outcomes, or actions for the coming year that resulted from reflections on prior practice.

A report of the Total Estimated Actual Expenditures for last year's actions may be found in the Annual Update Table. A report of the Estimated Actual Percentages of Improved Services for last year's actions may be found in the Contributing Actions Annual Update Table.

Goals and Actions

Goal

Goal #	Description
5	

An explanation of why the LEA has developed this goal.

Measuring and Reporting Results

Metric	Baseline	Year 1 Outcome	Year 2 Outcome	Year 3 Outcome	Desired Outcome for 2023–24

Actions

Action #	Title	Description	Total Funds	Contributing

Goal Analysis [2022-23]

An analysis of how this goal was carried out in the previous year.

A description of any substantive differences in planned actions and actual implementation of these actions.

An explanation of material differences between Budgeted Expenditures and Estimated Actual Expenditures and/or Planned Percentages of Improved Services and Estimated Actual Percentages of Improved Services.

An explanation of how effective the specific actions were in making progress toward the goal.

A description of any changes made to the planned goal, metrics, desired outcomes, or actions for the coming year that resulted from reflections on prior practice.

A report of the Total Estimated Actual Expenditures for last year's actions may be found in the Annual Update Table. A report of the Estimated Actual Percentages of Improved Services for last year's actions may be found in the Contributing Actions Annual Update Table.

Increased or Improved Services for Foster Youth, English Learners, and Low-Income Students [2023-24]

Projected LCFF Supplemental and/or Concentration Grants	Projected Additional LCFF Concentration Grant (15 percent)
\$1,889,271	\$221,991

Required Percentage to Increase or Improve Services for the LCAP Year

Projected Percentage to Increase or Improve Services for the Coming School Year	LCFF Carryover — Percentage	LCFF Carryover — Dollar	Total Percentage to Increase or Improve Services for the Coming School Year
39.57%	0.00%	\$0.00	39.57%

The Budgeted Expenditures for Actions identified as Contributing may be found in the Contributing Actions Table.

Required Descriptions

For each action being provided to an entire school, or across the entire school district or county office of education (COE), an explanation of (1) how the needs of foster youth, English learners, and low-income students were considered first, and (2) how these actions are effective in meeting the goals for these students.

Iterim assessments (NWEA IAB) to quickly identify and address learning gaps, particularly in EL, Low-income and foster youth. Assessment results will be used to drive instructional practices and trigger interventions to close the achievement gap.
 Student study team program for academic support and social emotional well-being program focused on unique needs of unduplicated students.
 Curriculum purchase and implementation: Overcoming Obstacles, a character education curriculum designed to address the needs of low-income students.

Positions: college counselor, Assistant Principal, and EL coordinator with focus on college counseling services for first generation college students, low-income students, EL and foster youth.
 Professional development for teachers that provides instructional strategies addressing diverse needs of low-income students, EL learners and foster youth.
 Professional development for implementing standards based curriculum and ELD tracking and monitoring, ELPAC assessment and data evaluation to inform instruction for English learners.

Opportunities for parent engagement and learning for parents of EL and low income students.

23-24 Addition of a Restorative Practices Coordinator to equip students with strategies to increase emotional wellbeing, positive social interactions and conflict resolution.

23-24 Addition of an Assistant Principal of Culture Position to support an environment of increased academic achievement and a college-ready culture.

23-24 Addition of an AP of Instruction to coach and develop teachers in planning, instructional delivery, and formative assessments.

23-24 Addition of Special Education teacher to support the needs of SPED students.

23-24 Addition of Activities Director to develop and implement co-curricular and extra-curricular activities to develop the whole student and provide foster youth, EL learners, and low income students opportunities to participate in sports, arts, music, debate and other clubs.

A description of how services for foster youth, English learners, and low-income students are being increased or improved by the percentage required.

Services for foster youth, English learners and low-income students are being increased by adding positions that are focused on these student populations. The EL coordinator will support teachers to implement inclusive and effective teaching strategies to increase reclassification rates. The new AP of instruction will support foster youth, English learners and low-income students by developing and refining the academic program, and improving teacher capacity to deliver effective instruction. The restorative justice coordinator is dedicated to promoting a culture of learning and teaching the students specific tools for coping with stress, developing interpersonal communication skills and developing overall social-emotional well-being.

A description of the plan for how the additional concentration grant add-on funding identified above will be used to increase the number of staff providing direct services to students at schools that have a high concentration (above 55 percent) of foster youth, English learners, and low-income students, as applicable.

Several key staff positions have been added to support students (the high concentration of foster youth, English learners, and low income students served at TEACH). Those positions include EL Coordinator, Assistant Principal of Instruction, Restorative Justice Coordinator, Special Education teacher, Activities Director.

Staff-to-student ratios by type of school and concentration of unduplicated students	Schools with a student concentration of 55 percent or less	Schools with a student concentration of greater than 55 percent
Staff-to-student ratio of classified staff providing direct services to students		1:87
Staff-to-student ratio of certificated staff providing direct services to students		1:19

2023-24 Total Expenditures Table

Totals	LCFF Funds	Other State Funds	Local Funds	Federal Funds	Total Funds	Total Personnel	Total Non-personnel
Totals	\$2,251,132.00	\$742,425.00		\$106,617.00	\$3,100,174.00	\$2,599,766.00	\$500,408.00

Goal	Action #	Action Title	Student Group(s)	LCFF Funds	Other State Funds	Local Funds	Federal Funds	Total Funds
1	1.1	Assessments	All Students with Disabilities English Learners Foster Youth Low Income	\$153,543.00	\$452,623.00			\$606,166.00
1	1.2	Hire Second Counselor	EL/SPED All Students with Disabilities English Learners Foster Youth Low Income	\$121,795.00				\$121,795.00
1	1.3	Special Education Team	All Students with Disabilities	\$183,925.00	\$289,802.00		\$83,057.00	\$556,784.00
1	1.4	Purchase iLit Curriculum	English Learners	\$10,000.00				\$10,000.00
1	1.5	Academic Interventions	All Students with Disabilities English Learners Foster Youth Low Income	\$289,222.00				\$289,222.00
1	1.6	Purchase PowerSchool data warehouse	All Students with Disabilities English Learners Foster Youth Low Income	\$4,000.00				\$4,000.00

Goal	Action #	Action Title	Student Group(s)	LCFF Funds	Other State Funds	Local Funds	Federal Funds	Total Funds
1	1.7	Professional development	All	\$226,312.00				\$226,312.00
1	1.8	Add FTE Assistant Principal- Academics		\$148,490.00				\$148,490.00
1	1.9	Add FTE Restorative Justice Coordinator		\$100,504.00				\$100,504.00
1	1.10	Add FTE Emerging Bilingual Coordinator		\$105,550.00				\$105,550.00
2	2.1	Secure Standards Aligned Instructional-Materials	English Learners, Foster, Homeless, Economically Disadvantaged, Gifted All Students with Disabilities English Learners Foster Youth Low Income	\$92,200.00				\$92,200.00
2	2.2	Implement Periodic Professional Development on CCSS, NGSS, and ELD Standards	English Learners, Foster, Homeless, Economically Disadvantaged, Gifted All Students with Disabilities English Learners Foster Youth Low Income	\$389,907.00			\$23,560.00	\$413,467.00
2	2.3	Maintain Low Turnover Rate of Fully Credentialed Staff	All	\$80,963.00				\$80,963.00
2	2.4	Retain EL Coordinator to Support English Learners	English Learners					
2	2.5	Hire additional support staff for English learners as needed.	English Learners Foster Youth Low Income	\$88,876.00				\$88,876.00

Goal	Action #	Action Title	Student Group(s)	LCFF Funds	Other State Funds	Local Funds	Federal Funds	Total Funds
2	2.6	Professional development for teachers		\$113,156.00				\$113,156.00
3	3.1	Develop Parent Center increasing family / community connectivity to school decision-making and school culture.	All English Learners Foster Youth Low Income	\$5,500.00				\$5,500.00
3	3.2	Maintain a zero percent suspension and expulsion rate.	All English Learners Foster Youth Low Income	\$6,208.00				\$6,208.00
3	3.3	Create additional safety protocols and procedures to accommodate the increasing number of students on campus.	All English Learners Foster Youth Low Income	\$130,981.00				\$130,981.00
3	3.4	Hire 1 FTE Parent Coordinator	All Low Income					
4	4.1		All					

2023-24 Contributing Actions Table

1. Projected LCFF Base Grant	2. Projected LCFF Supplemental and/or Concentration Grants	3. Projected Percentage to Increase or Improve Services for the Coming School Year (2 divided by 1)	LCFF Carryover — Percentage (Percentage from Prior Year)	Total Percentage to Increase or Improve Services for the Coming School Year (3 + Carryover %)	4. Total Planned Contributing Expenditures (LCFF Funds)	5. Total Planned Percentage of Improved Services (%)	Planned Percentage to Increase or Improve Services for the Coming School Year (4 divided by 1, plus 5)	Totals by Type	Total LCFF Funds
\$4,774,020	\$1,889,271	39.57%	0.00%	39.57%	\$1,350,362.00	0.00%	28.29 %	Total:	\$1,350,362.00
								LEA-wide Total:	\$725,566.00
								Limited Total:	\$0.00
								Schoolwide Total:	\$624,796.00

Goal	Action #	Action Title	Contributing to Increased or Improved Services?	Scope	Unduplicated Student Group(s)	Location	Planned Expenditures for Contributing Actions (LCFF Funds)	Planned Percentage of Improved Services (%)
1	1.1	Assessments	Yes	LEA-wide	English Learners Foster Youth Low Income		\$153,543.00	
1	1.2	Hire Second Counselor			English Learners Foster Youth Low Income		\$121,795.00	
1	1.3	Special Education Team	Yes	LEA-wide			\$183,925.00	
1	1.4	Purchase iLit Curriculum	Yes	LEA-wide	English Learners		\$10,000.00	
1	1.5	Academic Interventions	Yes	LEA-wide	English Learners Foster Youth Low Income		\$289,222.00	
1	1.6	Purchase PowerSchool data warehouse			English Learners Foster Youth Low Income		\$4,000.00	
2	2.1	Secure Standards Aligned Instructional-Materials	Yes	Schoolwide	English Learners Foster Youth		\$92,200.00	

Goal	Action #	Action Title	Contributing to Increased or Improved Services?	Scope	Unduplicated Student Group(s)	Location	Planned Expenditures for Contributing Actions (LCFF Funds)	Planned Percentage of Improved Services (%)
					Low Income			
2	2.2	Implement Periodic Professional Development on CCSS, NGSS, and ELD Standards	Yes	Schoolwide	English Learners Foster Youth Low Income		\$389,907.00	
2	2.5	Hire additional support staff for English learners as needed.	Yes	LEA-wide	English Learners Foster Youth Low Income		\$88,876.00	
3	3.1	Develop Parent Center increasing family / community connectivity to school decision-making and school culture.	Yes	Schoolwide	English Learners Foster Youth Low Income	Specific Schools: TEACH Tech Charter High School 9-12	\$5,500.00	
3	3.2	Maintain a zero percent suspension and expulsion rate.	Yes	Schoolwide	English Learners Foster Youth Low Income	Specific Schools: TEACH Tech Charter High School	\$6,208.00	
3	3.3	Create additional safety protocols and procedures to accommodate the increasing number of students on campus.	Yes	Schoolwide	English Learners Foster Youth Low Income	Specific Schools: TEACH Tech Charter High School 9-12	\$130,981.00	
3	3.4	Hire 1 FTE Parent Coordinator	Yes	Schoolwide	Low Income			

2022-23 Annual Update Table

Totals	Last Year's Total Planned Expenditures (Total Funds)	Total Estimated Expenditures (Total Funds)
Totals	\$2,401,516.50	\$1,842,354.00

Last Year's Goal #	Last Year's Action #	Prior Action/Service Title	Contributed to Increased or Improved Services?	Last Year's Planned Expenditures (Total Funds)	Estimated Actual Expenditures (Input Total Funds)
1	1.1	Assessments	No	\$461,979.00	\$411,203.00
			Yes		
1	1.2	Hire Second Counselor	No	\$110,772.00	\$98,658.00
1	1.3	Special Education Team	No	\$534,697.00	\$176,034.00
			Yes		
1	1.4	Purchase iLit Curriculum	Yes	\$10,000.00	\$10,000.00
1	1.5	Academic Interventions	No	\$242,693.00	\$245,364.00
			Yes		
1	1.6	Purchase PowerSchool data warehouse	No	\$4,000.00	\$14,654.00
1	1.7	Professional development	No	\$181,901.00	\$146,572.00
2	2.1	Secure Standards Aligned Instructional-Materials	No	\$202,600.00	\$79,382.00

Last Year's Goal #	Last Year's Action #	Prior Action/Service Title	Contributed to Increased or Improved Services?	Last Year's Planned Expenditures (Total Funds)	Estimated Actual Expenditures (Input Total Funds)
			Yes		
2	2.2	Implement Periodic Professional Development on CCSS, NGSS, and ELD Standards	No Yes	\$340,051.50	\$275,190.00
2	2.3	Maintain Low Turnover Rate of Fully Credentialed Staff	No	\$45,597.00	\$37,532.00
2	2.4	Retain EL Coordinator to Support English Learners	No		
2	2.5	Hire additional support staff for English learners as needed.	Yes	\$65,925.00	\$69,172.00
2	2.6	Professional development for teachers		\$90,950.00	\$73,286.00
3	3.1	Develop Parent Center increasing family / community connectivity to school decision-making and school culture.	No Yes	\$5,500.00	\$5,500.00
3	3.2	Maintain a zero percent suspension and expulsion rate.	No Yes	\$6,208.00	\$6,208.00
3	3.3	Create additional safety protocols and procedures to accommodate the increasing number of students on campus.	No Yes	\$98,643.00	\$107,167.00
3	3.4	Hire 1 FTE Parent Coordinator	No		\$86,432.00

Last Year's Goal #	Last Year's Action #	Prior Action/Service Title	Contributed to Increased or Improved Services?	Last Year's Planned Expenditures (Total Funds)	Estimated Actual Expenditures (Input Total Funds)
			Yes		
4	4.1		No		

2022-23 Contributing Actions Annual Update Table

6. Estimated LCFF Supplemental and/or Concentration Grants (Input Dollar Amount)	4. Total Planned Contributing Expenditures (LCFF Funds)	7. Total Estimated Expenditures for Contributing Actions (LCFF Funds)	Difference Between Planned and Estimated Expenditures for Contributing Actions (Subtract 7 from 4)	5. Total Planned Percentage of Improved Services (%)	8. Total Estimated Percentage of Improved Services (%)	Difference Between Planned and Estimated Percentage of Improved Services (Subtract 5 from 8)
\$1,741,701.00	\$1,166,964.50	\$1,180,705.00	(\$13,740.50)	312.00%	417.00%	105.00%

Last Year's Goal #	Last Year's Action #	Prior Action/Service Title	Contributing to Increased or Improved Services?	Last Year's Planned Expenditures for Contributing Actions (LCFF Funds)	Estimated Actual Expenditures for Contributing Actions (Input LCFF Funds)	Planned Percentage of Improved Services	Estimated Actual Percentage of Improved Services (Input Percentage)
1	1.1	Assessments	Yes	\$67,000.00	117,986.00	7.00	12.00
1	1.3	Special Education Team	Yes	\$150,137.00	\$176,034.00	50.00	56.00
1	1.4	Purchase iLit Curriculum	Yes	\$10,000.00	\$10,000.00	5.00	5.00
1	1.5	Academic Interventions	Yes	\$242,693.00	\$245,634.00	50.00	54.00
2	2.1	Secure Standards Aligned Instructional-Materials	Yes	\$202,600.00	\$79,382.00	15.00	7.00
2	2.2	Implement Periodic Professional Development on CCSS, NGSS, and ELD Standards	Yes	\$318,258.50	\$277,190.00	50.00	44.00
2	2.5	Hire additional support staff for English learners as needed.	Yes	\$65,925.00	\$69,172.00	100.00	100.00
3	3.1	Develop Parent Center increasing family / community connectivity to school decision-making and school culture.	Yes	\$5,500.00	\$5,500.00	10.00	10.00
3	3.2	Maintain a zero percent suspension and expulsion rate.	Yes	\$6,208.00	\$6,208.00	5.00	5.00
3	3.3	Create additional safety protocols and procedures to	Yes	\$98,643.00	\$107,167.00	20.00	24.00

Last Year's Goal #	Last Year's Action #	Prior Action/Service Title	Contributing to Increased or Improved Services?	Last Year's Planned Expenditures for Contributing Actions (LCFF Funds)	Estimated Actual Expenditures for Contributing Actions (Input LCFF Funds)	Planned Percentage of Improved Services	Estimated Actual Percentage of Improved Services (Input Percentage)
		accommodate the increasing number of students on campus.					
3	3.4	Hire 1 FTE Parent Coordinator	Yes		\$86,432.00	0.00	100.00

2022-23 LCFF Carryover Table

9. Estimated Actual LCFF Base Grant (Input Dollar Amount)	6. Estimated Actual LCFF Supplemental and/or Concentration Grants	LCFF Carryover — Percentage (Percentage from Prior Year)	10. Total Percentage to Increase or Improve Services for the Current School Year (6 divided by 9 + Carryover %)	7. Total Estimated Actual Expenditures for Contributing Actions (LCFF Funds)	8. Total Estimated Actual Percentage of Improved Services (%)	11. Estimated Actual Percentage of Increased or Improved Services (7 divided by 9, plus 8)	12. LCFF Carryover — Dollar Amount (Subtract 11 from 10 and multiply by 9)	13. LCFF Carryover — Percentage (12 divided by 9)
\$4,411,380.00	\$1,741,701.00	0.00	39.48%	\$1,180,705.00	417.00%	443.76%	\$0.00	0.00%

Instructions

[Plan Summary](#)

[Engaging Educational Partners](#)

[Goals and Actions](#)

[Increased or Improved Services for Foster Youth, English Learners, and Low-Income Students](#)

For additional questions or technical assistance related to the completion of the Local Control and Accountability Plan (LCAP) template, please contact the local county office of education (COE), or the California Department of Education's (CDE's) Local Agency Systems Support Office, by phone at 916-319-0809 or by email at lcff@cde.ca.gov.

Introduction and Instructions

The Local Control Funding Formula (LCFF) requires local educational agencies (LEAs) to engage their local educational partners in an annual planning process to evaluate their progress within eight state priority areas encompassing all statutory metrics (COEs have 10 state priorities). LEAs document the results of this planning process in the LCAP using the template adopted by the State Board of Education.

The LCAP development process serves three distinct, but related functions:

- **Comprehensive Strategic Planning:** The process of developing and annually updating the LCAP supports comprehensive strategic planning (California *Education Code* [EC] Section 52064[e][1]). Strategic planning that is comprehensive connects budgetary decisions to teaching and learning performance data. LEAs should continually evaluate the hard choices they make about the use of limited resources to meet student and community needs to ensure opportunities and outcomes are improved for all students.
- **Meaningful Engagement of Educational Partners:** The LCAP development process should result in an LCAP that reflects decisions made through meaningful engagement (EC Section 52064[e][1]). Local educational partners possess valuable perspectives and insights about an LEA's programs and services. Effective strategic planning will incorporate these perspectives and insights in order to identify potential goals and actions to be included in the LCAP.
- **Accountability and Compliance:** The LCAP serves an important accountability function because aspects of the LCAP template require LEAs to show that they have complied with various requirements specified in the LCFF statutes and regulations, most notably:
 - Demonstrating that LEAs are increasing or improving services for foster youth, English learners, and low-income students in proportion to the amount of additional funding those students generate under LCFF (EC Section 52064[b][4-6]).
 - Establishing goals, supported by actions and related expenditures, that address the statutory priority areas and statutory metrics (EC sections 52064[b][1] and [2]).
 - Annually reviewing and updating the LCAP to reflect progress toward the goals (EC Section 52064[b][7]).

The LCAP template, like each LEA’s final adopted LCAP, is a document, not a process. LEAs must use the template to memorialize the outcome of their LCAP development process, which should: (a) reflect comprehensive strategic planning (b) through meaningful engagement with educational partners that (c) meets legal requirements, as reflected in the final adopted LCAP. The sections included within the LCAP template do not and cannot reflect the full development process, just as the LCAP template itself is not intended as a tool for engaging educational partners.

If a county superintendent of schools has jurisdiction over a single school district, the county board of education and the governing board of the school district may adopt and file for review and approval a single LCAP consistent with the requirements in *EC* sections 52060, 52062, 52066, 52068, and 52070. The LCAP must clearly articulate to which entity’s budget (school district or county superintendent of schools) all budgeted and actual expenditures are aligned.

The revised LCAP template for the 2021–22, 2022–23, and 2023–24 school years reflects statutory changes made through Assembly Bill 1840 (Committee on Budget), Chapter 243, Statutes of 2018. These statutory changes enhance transparency regarding expenditures on actions included in the LCAP, including actions that contribute to meeting the requirement to increase or improve services for foster youth, English learners, and low-income students, and to streamline the information presented within the LCAP to make adopted LCAPs more accessible for educational partners and the public.

At its most basic, the adopted LCAP should attempt to distill not just what the LEA is doing for students in transitional kindergarten through grade twelve (TK–12), but also allow educational partners to understand why, and whether those strategies are leading to improved opportunities and outcomes for students. LEAs are strongly encouraged to use language and a level of detail in their adopted LCAPs intended to be meaningful and accessible for the LEA’s diverse educational partners and the broader public.

In developing and finalizing the LCAP for adoption, LEAs are encouraged to keep the following overarching frame at the forefront of the strategic planning and educational partner engagement functions:

Given present performance across the state priorities and on indicators in the California School Dashboard (Dashboard), how is the LEA using its budgetary resources to respond to TK–12 student and community needs, and address any performance gaps, including by meeting its obligation to increase or improve services for foster youth, English learners, and low-income students?

LEAs are encouraged to focus on a set of metrics and actions that the LEA believes, based on input gathered from educational partners, research, and experience, will have the biggest impact on behalf of its TK–12 students.

These instructions address the requirements for each section of the LCAP, but may include information about effective practices when developing the LCAP and completing the LCAP itself. Additionally, information is included at the beginning of each section emphasizing the purpose that each section serves.

Plan Summary

Purpose

A well-developed Plan Summary section provides a meaningful context for the LCAP. This section provides information about an LEA's community as well as relevant information about student needs and performance. In order to provide a meaningful context for the rest of the LCAP, the content of this section should be clearly and meaningfully related to the content included in the subsequent sections of the LCAP.

Requirements and Instructions

General Information – Briefly describe the LEA, its schools, and its students in grades TK–12, as applicable to the LEA. For example, information about an LEA in terms of geography, enrollment, or employment, the number and size of specific schools, recent community challenges, and other such information as an LEA wishes to include can enable a reader to more fully understand an LEA's LCAP.

Reflections: Successes – Based on a review of performance on the state indicators and local performance indicators included in the Dashboard, progress toward LCAP goals, local self-assessment tools, input from educational partners, and any other information, what progress is the LEA most proud of and how does the LEA plan to maintain or build upon that success? This may include identifying specific examples of how past increases or improvements in services for foster youth, English learners, and low-income students have led to improved performance for these students.

Reflections: Identified Need – Referring to the Dashboard, identify: (a) any state indicator for which overall performance was in the “Red” or “Orange” performance category or any local indicator where the LEA received a “Not Met” or “Not Met for Two or More Years” rating AND (b) any state indicator for which performance for any student group was two or more performance levels below the “all student” performance. What steps is the LEA planning to take to address these areas of low performance and performance gaps? An LEA that is required to include a goal to address one or more consistently low-performing student groups or low-performing schools must identify that it is required to include this goal and must also identify the applicable student group(s) and/or school(s). Other needs may be identified using locally collected data including data collected to inform the self-reflection tools and reporting local indicators on the Dashboard.

LCAP Highlights – Identify and briefly summarize the key features of this year's LCAP.

Comprehensive Support and Improvement – An LEA with a school or schools identified for comprehensive support and improvement (CSI) under the Every Student Succeeds Act must respond to the following prompts:

- **Schools Identified:** Identify the schools within the LEA that have been identified for CSI.
- **Support for Identified Schools:** Describe how the LEA has or will support the identified schools in developing CSI plans that included a school-level needs assessment, evidence-based interventions, and the identification of any resource inequities to be addressed through the implementation of the CSI plan.
- **Monitoring and Evaluating Effectiveness:** Describe how the LEA will monitor and evaluate the implementation and effectiveness of the CSI plan to support student and school improvement.

Engaging Educational Partners

Purpose

Significant and purposeful engagement of parents, students, educators, and other educational partners, including those representing the student groups identified by LCFF, is critical to the development of the LCAP and the budget process. Consistent with statute, such engagement should support comprehensive strategic planning, accountability, and improvement across the state priorities and locally identified priorities (*EC* Section 52064[e][1]). Engagement of educational partners is an ongoing, annual process.

This section is designed to reflect how the engagement of educational partners influenced the decisions reflected in the adopted LCAP. The goal is to allow educational partners that participated in the LCAP development process and the broader public understand how the LEA engaged educational partners and the impact of that engagement. LEAs are encouraged to keep this goal in the forefront when completing this section.

Statute and regulations specify the educational partners that school districts and COEs must consult when developing the LCAP: teachers, principals, administrators, other school personnel, local bargaining units of the LEA, parents, and students. Before adopting the LCAP, school districts and COEs must share it with the Parent Advisory Committee and, if applicable, to its English Learner Parent Advisory Committee. The superintendent is required by statute to respond in writing to the comments received from these committees. School districts and COEs must also consult with the special education local plan area administrator(s) when developing the LCAP.

Statute requires charter schools to consult with teachers, principals, administrators, other school personnel, parents, and students in developing the LCAP. The LCAP should also be shared with, and LEAs should request input from, schoolsite-level advisory groups, as applicable (e.g., schoolsite councils, English Learner Advisory Councils, student advisory groups, etc.), to facilitate alignment between schoolsite and district-level goals and actions.

Information and resources that support effective engagement, define student consultation, and provide the requirements for advisory group composition, can be found under Resources on the following web page of the CDE's website: <https://www.cde.ca.gov/re/lc/>.

Requirements and Instructions

Below is an excerpt from the 2018–19 *Guide for Annual Audits of K–12 Local Education Agencies and State Compliance Reporting*, which is provided to highlight the legal requirements for engagement of educational partners in the LCAP development process:

Local Control and Accountability Plan:

For county offices of education and school districts only, verify the LEA:

- a) Presented the local control and accountability plan to the parent advisory committee in accordance with Education Code section 52062(a)(1) or 52068(a)(1), as appropriate.
- b) If applicable, presented the local control and accountability plan to the English learner parent advisory committee, in accordance with Education Code section 52062(a)(2) or 52068(a)(2), as appropriate.

- c) Notified members of the public of the opportunity to submit comments regarding specific actions and expenditures proposed to be included in the local control and accountability plan in accordance with Education Code section 52062(a)(3) or 52068(a)(3), as appropriate.
- d) Held at least one public hearing in accordance with Education Code section 52062(b)(1) or 52068(b)(1), as appropriate.
- e) Adopted the local control and accountability plan in a public meeting in accordance with Education Code section 52062(b)(2) or 52068(b)(2), as appropriate.

Prompt 1: “A summary of the process used to engage educational partners and how this engagement was considered before finalizing the LCAP.”

Describe the engagement process used by the LEA to involve educational partners in the development of the LCAP, including, at a minimum, describing how the LEA met its obligation to consult with all statutorily required educational partners as applicable to the type of LEA. A sufficient response to this prompt must include general information about the timeline of the process and meetings or other engagement strategies with educational partners. A response may also include information about an LEA’s philosophical approach to engaging its educational partners.

Prompt 2: “A summary of the feedback provided by specific educational partners.”

Describe and summarize the feedback provided by specific educational partners. A sufficient response to this prompt will indicate ideas, trends, or inputs that emerged from an analysis of the feedback received from educational partners.

Prompt 3: “A description of the aspects of the LCAP that were influenced by specific input from educational partners.”

A sufficient response to this prompt will provide educational partners and the public with clear, specific information about how the engagement process influenced the development of the LCAP. The response must describe aspects of the LCAP that were influenced by or developed in response to the educational partner feedback described in response to Prompt 2. This may include a description of how the LEA prioritized requests of educational partners within the context of the budgetary resources available or otherwise prioritized areas of focus within the LCAP. For the purposes of this prompt, “aspects” of an LCAP that may have been influenced by educational partner input can include, but are not necessarily limited to:

- Inclusion of a goal or decision to pursue a Focus Goal (as described below)
- Inclusion of metrics other than the statutorily required metrics
- Determination of the desired outcome on one or more metrics
- Inclusion of performance by one or more student groups in the Measuring and Reporting Results subsection
- Inclusion of action(s) or a group of actions
- Elimination of action(s) or group of actions
- Changes to the level of proposed expenditures for one or more actions

- Inclusion of action(s) as contributing to increased or improved services for unduplicated services
- Determination of effectiveness of the specific actions to achieve the goal
- Determination of material differences in expenditures
- Determination of changes made to a goal for the ensuing LCAP year based on the annual update process
- Determination of challenges or successes in the implementation of actions

Goals and Actions

Purpose

Well-developed goals will clearly communicate to educational partners what the LEA plans to accomplish, what the LEA plans to do in order to accomplish the goal, and how the LEA will know when it has accomplished the goal. A goal statement, associated metrics and expected outcomes, and the actions included in the goal should be in alignment. The explanation for why the LEA included a goal is an opportunity for LEAs to clearly communicate to educational partners and the public why, among the various strengths and areas for improvement highlighted by performance data and strategies and actions that could be pursued, the LEA decided to pursue this goal, and the related metrics, expected outcomes, actions, and expenditures.

A well-developed goal can be focused on the performance relative to a metric or metrics for all students, a specific student group(s), narrowing performance gaps, or implementing programs or strategies expected to impact outcomes. LEAs should assess the performance of their student groups when developing goals and the related actions to achieve such goals.

Requirements and Instructions

LEAs should prioritize the goals, specific actions, and related expenditures included within the LCAP within one or more state priorities. LEAs should consider performance on the state and local indicators, including their locally collected and reported data for the local indicators that are included in the Dashboard in determining whether and how to prioritize its goals within the LCAP.

In order to support prioritization of goals, the LCAP template provides LEAs with the option of developing three different kinds of goals:

- **Focus Goal:** A Focus Goal is relatively more concentrated in scope and may focus on a fewer number of metrics to measure improvement. A Focus Goal statement will be time bound and make clear how the goal is to be measured.
- **Broad Goal:** A Broad Goal is relatively less concentrated in its scope and may focus on improving performance across a wide range of metrics.
- **Maintenance of Progress Goal:** A Maintenance of Progress Goal includes actions that may be ongoing without significant changes and allows an LEA to track performance on any metrics not addressed in the other goals of the LCAP.

At a minimum, the LCAP must address all LCFF priorities and associated metrics.

Focus Goal(s)

Goal Description: The description provided for a Focus Goal must be specific, measurable, and time bound. An LEA develops a Focus Goal to address areas of need that may require or benefit from a more specific and data intensive approach. The Focus Goal can explicitly reference the metric(s) by which achievement of the goal will be measured and the time frame according to which the LEA expects to achieve the goal.

Explanation of why the LEA has developed this goal: Explain why the LEA has chosen to prioritize this goal. An explanation must be based on Dashboard data or other locally collected data. LEAs must describe how the LEA identified this goal for focused attention, including relevant consultation with educational partners. LEAs are encouraged to promote transparency and understanding around the decision to pursue a focus goal.

Broad Goal

Goal Description: Describe what the LEA plans to achieve through the actions included in the goal. The description of a broad goal will be clearly aligned with the expected measurable outcomes included for the goal. The goal description organizes the actions and expected outcomes in a cohesive and consistent manner. A goal description is specific enough to be measurable in either quantitative or qualitative terms. A broad goal is not as specific as a focus goal. While it is specific enough to be measurable, there are many different metrics for measuring progress toward the goal.

Explanation of why the LEA has developed this goal: Explain why the LEA developed this goal and how the actions and metrics grouped together will help achieve the goal.

Maintenance of Progress Goal

Goal Description: Describe how the LEA intends to maintain the progress made in the LCFF State Priorities not addressed by the other goals in the LCAP. Use this type of goal to address the state priorities and applicable metrics not addressed within the other goals in the LCAP. The state priorities and metrics to be addressed in this section are those for which the LEA, in consultation with educational partners, has determined to maintain actions and monitor progress while focusing implementation efforts on the actions covered by other goals in the LCAP.

Explanation of why the LEA has developed this goal: Explain how the actions will sustain the progress exemplified by the related metrics.

Required Goals

In general, LEAs have flexibility in determining what goals to include in the LCAP and what those goals will address; however, beginning with the development of the 2022–23 LCAP, LEAs that meet certain criteria are required to include a specific goal in their LCAP.

Consistently low-performing student group(s) criteria: An LEA is eligible for Differentiated Assistance for three or more consecutive years based on the performance of the same student group or groups in the Dashboard. A list of the LEAs required to include a goal in the LCAP based on student group performance, and the student group(s) that lead to identification, may be found on the CDE’s Local Control Funding Formula web page at <https://www.cde.ca.gov/fg/aa/lc/>.

- **Consistently low-performing student group(s) goal requirement:** An LEA meeting the consistently low-performing student group(s) criteria must include a goal in its LCAP focused on improving the performance of the student group or groups that led to the LEA’s eligibility for Differentiated

Assistance. This goal must include metrics, outcomes, actions, and expenditures specific to addressing the needs of, and improving outcomes for, this student group or groups. An LEA required to address multiple student groups is not required to have a goal to address each student group; however, each student group must be specifically addressed in the goal. This requirement may not be met by combining this required goal with another goal.

- **Goal Description:** Describe the outcomes the LEA plans to achieve to address the needs of, and improve outcomes for, the student group or groups that led to the LEA's eligibility for Differentiated Assistance.
- **Explanation of why the LEA has developed this goal:** Explain why the LEA is required to develop this goal, including identifying the student group(s) that lead to the LEA being required to develop this goal, how the actions and associated metrics included in this goal differ from previous efforts to improve outcomes for the student group(s), and why the LEA believes the actions, metrics, and expenditures included in this goal will help achieve the outcomes identified in the goal description.

Low-performing school(s) criteria: The following criteria only applies to a school district or COE with two or more schools; it does not apply to a single-school district. A school district or COE has one or more schools that, for two consecutive years, received the two lowest performance levels on all but one of the state indicators for which the school(s) receive performance levels in the Dashboard and the performance of the "All Students" student group for the LEA is at least one performance level higher in all of those indicators. A list of the LEAs required to include a goal in the LCAP based on school performance, and the school(s) that lead to identification, may be found on the CDE's Local Control Funding Formula web page at <https://www.cde.ca.gov/fg/aa/lc/>.

- **Low-performing school(s) goal requirement:** A school district or COE meeting the low-performing school(s) criteria must include a goal in its LCAP focusing on addressing the disparities in performance between the school(s) and the LEA as a whole. This goal must include metrics, outcomes, actions, and expenditures specific to addressing the needs of, and improving outcomes for, the students enrolled at the low-performing school or schools. An LEA required to address multiple schools is not required to have a goal to address each school; however, each school must be specifically addressed in the goal. This requirement may not be met by combining this goal with another goal.
- **Goal Description:** Describe what outcomes the LEA plans to achieve to address the disparities in performance between the students enrolled at the low-performing school(s) and the students enrolled at the LEA as a whole.
- **Explanation of why the LEA has developed this goal:** Explain why the LEA is required to develop this goal, including identifying the schools(s) that lead to the LEA being required to develop this goal; how the actions and associated metrics included in this goal differ from previous efforts to improve outcomes for the school(s); and why the LEA believes the actions, metrics, and expenditures included in this goal will help achieve the outcomes for students enrolled at the low-performing school or schools identified in the goal description.

Measuring and Reporting Results:

For each LCAP year, identify the metric(s) that the LEA will use to track progress toward the expected outcomes. LEAs are encouraged to identify metrics for specific student groups, as appropriate, including expected outcomes that would reflect narrowing of any existing performance gaps.

Include in the baseline column the most recent data associated with this metric available at the time of adoption of the LCAP for the first year of the three-year plan. LEAs may use data as reported on the 2019 Dashboard for the baseline of a metric only if that data represents the most recent available (e.g., high school graduation rate).

Using the most recent data available may involve reviewing data the LEA is preparing for submission to the California Longitudinal Pupil Achievement Data System (CALPADS) or data that the LEA has recently submitted to CALPADS. Because final 2020–21 outcomes on some metrics may not be computable at the time the 2021–24 LCAP is adopted (e.g., graduation rate, suspension rate), the most recent data available may include a point in time calculation taken each year on the same date for comparability purposes.

The baseline data shall remain unchanged throughout the three-year LCAP.

Complete the table as follows:

- **Metric:** Indicate how progress is being measured using a metric.
- **Baseline:** Enter the baseline when completing the LCAP for 2021–22. As described above, the baseline is the most recent data associated with a metric. Indicate the school year to which the data applies, consistent with the instructions above.
- **Year 1 Outcome:** When completing the LCAP for 2022–23, enter the most recent data available. Indicate the school year to which the data applies, consistent with the instructions above.
- **Year 2 Outcome:** When completing the LCAP for 2023–24, enter the most recent data available. Indicate the school year to which the data applies, consistent with the instructions above.
- **Year 3 Outcome:** When completing the LCAP for 2024–25, enter the most recent data available. Indicate the school year to which the data applies, consistent with the instructions above. The 2024–25 LCAP will be the first year in the next three-year cycle. Completing this column will be part of the Annual Update for that year.
- **Desired Outcome for 2023–24:** When completing the first year of the LCAP, enter the desired outcome for the relevant metric the LEA expects to achieve by the end of the 2023–24 LCAP year.

Timeline for completing the “**Measuring and Reporting Results**” part of the Goal.

Metric	Baseline	Year 1 Outcome	Year 2 Outcome	Year 3 Outcome	Desired Outcome for Year 3 (2023–24)
Enter information in this box when completing the LCAP for 2021–22 .	Enter information in this box when completing the LCAP for 2021–22 .	Enter information in this box when completing the LCAP for 2022–23 . Leave blank until then.	Enter information in this box when completing the LCAP for 2023–24 . Leave blank until then.	Enter information in this box when completing the LCAP for 2024–25 . Leave blank until then.	Enter information in this box when completing the LCAP for 2021–22 or when adding a new metric.

The metrics may be quantitative or qualitative; but at minimum, an LEA’s LCAP must include goals that are measured using all of the applicable metrics for the related state priorities, in each LCAP year as applicable to the type of LEA. To the extent a state priority does not specify one or more metrics (e.g., implementation of state academic content and performance standards), the LEA must identify a metric to use within the LCAP. For these state priorities, LEAs are encouraged to use metrics based on or reported through the relevant self-reflection tool for local indicators within the Dashboard.

Actions: Enter the action number. Provide a short title for the action. This title will also appear in the action tables. Provide a description of the action. Enter the total amount of expenditures associated with this action. Budgeted expenditures from specific fund sources will be provided in the summary tables. Indicate whether the action contributes to meeting the increase or improved services requirement as described in the Increased or Improved Services section using a “Y” for Yes or an “N” for No. (**Note:** for each such action offered on an LEA-wide or schoolwide basis, the LEA will need to provide additional information in the Increased or Improved Summary Section to address the requirements in *California Code of Regulations*, Title 5 [5 CCR] Section 15496(b) in the Increased or Improved Services Section of the LCAP).

Actions for English Learners: School districts, COEs, and charter schools that have a numerically significant English learner student subgroup must include specific actions in the LCAP related to, at a minimum, the language acquisition programs, as defined in *EC* Section 306, provided to students and professional development activities specific to English learners.

Actions for Foster Youth: School districts, COEs, and charter schools that have a numerically significant Foster Youth student subgroup are encouraged to include specific actions in the LCAP designed to meet needs specific to Foster Youth students.

Goal Analysis:

Enter the LCAP Year.

Using actual annual measurable outcome data, including data from the Dashboard, analyze whether the planned actions were effective in achieving the goal. Respond to the prompts as instructed.

- Describe the overall implementation of the actions to achieve the articulated goal. Include a discussion of relevant challenges and successes experienced with the implementation process. This must include any instance where the LEA did not implement a planned action or implemented a planned action in a manner that differs substantively from how it was described in the adopted LCAP.
- Explain material differences between Budgeted Expenditures and Estimated Actual Expenditures and between the Planned Percentages of Improved Services and Estimated Actual Percentages of Improved Services, as applicable. Minor variances in expenditures or percentages do not need to be addressed, and a dollar-for-dollar accounting is not required.
- Describe the effectiveness of the specific actions to achieve the articulated goal as measured by the LEA. In some cases, not all actions in a goal will be intended to improve performance on all of the metrics associated with the goal. When responding to this prompt, LEAs may assess the effectiveness of a single action or group of actions within the goal in the context of performance on a single metric or group of specific metrics within the goal that are applicable to the action(s). Grouping actions with metrics will allow for more robust analysis of whether the strategy the LEA is using to impact a specified set of metrics is working and increase transparency for educational partners. LEAs are encouraged to use such an approach when goals include multiple actions and metrics that are not closely associated.
- Describe any changes made to this goal, expected outcomes, metrics, or actions to achieve this goal as a result of this analysis and analysis of the data provided in the Dashboard or other local data, as applicable.

Increased or Improved Services for Foster Youth, English Learners, and Low-Income Students

Purpose

A well-written Increased or Improved Services section provides educational partners with a comprehensive description, within a single dedicated section, of how an LEA plans to increase or improve services for its unduplicated students in grades TK–12 as compared to all students in grades TK–12, as applicable, and how LEA-wide or schoolwide actions identified for this purpose meet regulatory requirements. Descriptions provided should include sufficient detail yet be sufficiently succinct to promote a broader understanding of educational partners to facilitate their ability to provide input. An LEA’s description in this section must align with the actions included in the Goals and Actions section as contributing.

Requirements and Instructions

Projected LCFF Supplemental and/or Concentration Grants: Specify the amount of LCFF supplemental and concentration grant funds the LEA estimates it will receive in the coming year based on the number and concentration of low income, foster youth, and English learner students.

Projected Additional LCFF Concentration Grant (15 percent): Specify the amount of additional LCFF concentration grant add-on funding, as described in EC Section 42238.02, that the LEA estimates it will receive in the coming year.

Projected Percentage to Increase or Improve Services for the Coming School Year: Specify the estimated percentage by which services for unduplicated pupils must be increased or improved as compared to the services provided to all students in the LCAP year as calculated pursuant to 5 CCR Section 15496(a)(7).

LCFF Carryover — Percentage: Specify the LCFF Carryover — Percentage identified in the LCFF Carryover Table. If a carryover percentage is not identified in the LCFF Carryover Table, specify a percentage of zero (0.00%).

LCFF Carryover — Dollar: Specify the LCFF Carryover — Dollar amount identified in the LCFF Carryover Table. If a carryover amount is not identified in the LCFF Carryover Table, specify an amount of zero (\$0).

Total Percentage to Increase or Improve Services for the Coming School Year: Add the Projected Percentage to Increase or Improve Services for the Coming School Year and the Proportional LCFF Required Carryover Percentage and specify the percentage. This is the LEAs percentage by which services for unduplicated pupils must be increased or improved as compared to the services provided to all students in the LCAP year, as calculated pursuant to 5 CCR Section 15496(a)(7).

Required Descriptions:

For each action being provided to an entire school, or across the entire school district or COE, an explanation of (1) how the needs of foster youth, English learners, and low-income students were considered first, and (2) how these actions are effective in meeting the goals for these students.

For each action included in the Goals and Actions section as contributing to the increased or improved services requirement for unduplicated pupils and provided on an LEA-wide or schoolwide basis, the LEA must include an explanation consistent with 5 CCR Section 15496(b). For any such actions continued into the 2021–24 LCAP from the 2017–2020 LCAP, the LEA must determine whether or not the action was effective as expected, and this determination must reflect evidence of outcome data or actual implementation to date.

Principally Directed and Effective: An LEA demonstrates how an action is principally directed towards and effective in meeting the LEA’s goals for unduplicated students when the LEA explains how:

- It considers the needs, conditions, or circumstances of its unduplicated pupils;
- The action, or aspect(s) of the action (including, for example, its design, content, methods, or location), is based on these considerations; and
- The action is intended to help achieve an expected measurable outcome of the associated goal.

As such, the response provided in this section may rely on a needs assessment of unduplicated students.

Conclusory statements that a service will help achieve an expected outcome for the goal, without an explicit connection or further explanation as to how, are not sufficient. Further, simply stating that an LEA has a high enrollment percentage of a specific student group or groups does not meet the increase or improve services standard because enrolling students is not the same as serving students.

For example, if an LEA determines that low-income students have a significantly lower attendance rate than the attendance rate for all students, it might justify LEA-wide or schoolwide actions to address this area of need in the following way:

After assessing the needs, conditions, and circumstances of our low-income students, we learned that the attendance rate of our low-income students is 7 percent lower than the attendance rate for all students. (Needs, Conditions, Circumstances [Principally Directed])

In order to address this condition of our low-income students, we will develop and implement a new attendance program that is designed to address some of the major causes of absenteeism, including lack of reliable transportation and food, as well as a school climate that does not emphasize the importance of attendance. Goal N, Actions X, Y, and Z provide additional transportation and nutritional resources as well as a districtwide educational campaign on the benefits of high attendance rates. (Contributing Action[s])

These actions are being provided on an LEA-wide basis and we expect/hope that all students with less than a 100 percent attendance rate will benefit. However, because of the significantly lower attendance rate of low-income students, and because the actions meet needs most associated with the chronic stresses and experiences of a socio-economically disadvantaged status, we expect that the attendance rate for our low-income students will increase significantly more than the average attendance rate of all other students. (Measurable Outcomes [Effective In])

COEs and Charter Schools: Describe how actions included as contributing to meeting the increased or improved services requirement on an LEA-wide basis are principally directed to and effective in meeting its goals for unduplicated pupils in the state and any local priorities as described above. In the case of COEs and charter schools, schoolwide and LEA-wide are considered to be synonymous.

For School Districts Only:

Actions Provided on an LEA-Wide Basis:

Unduplicated Percentage > 55 percent: For school districts with an unduplicated pupil percentage of 55 percent or more, describe how these actions are principally directed to and effective in meeting its goals for unduplicated pupils in the state and any local priorities as described above.

Unduplicated Percentage < 55 percent: For school districts with an unduplicated pupil percentage of less than 55 percent, describe how these actions are principally directed to and effective in meeting its goals for unduplicated pupils in the state and any local priorities. Also describe how the actions **are the most effective use of the funds** to meet these goals for its unduplicated pupils. Provide the basis for this determination, including any alternatives considered, supporting research, experience, or educational theory.

Actions Provided on a Schoolwide Basis:

School Districts must identify in the description those actions being funded and provided on a schoolwide basis, and include the required description supporting the use of the funds on a schoolwide basis.

For schools with 40 percent or more enrollment of unduplicated pupils: Describe how these actions are principally directed to and effective in meeting its goals for its unduplicated pupils in the state and any local priorities.

For school districts expending funds on a schoolwide basis at a school with less than 40 percent enrollment of unduplicated pupils: Describe how these actions are principally directed to and how the actions are the most effective use of the funds to meet its goals for foster youth, English learners, and low-income students in the state and any local priorities.

A description of how services for foster youth, English learners, and low-income students are being increased or improved by the percentage required.

Consistent with the requirements of 5 CCR Section 15496, describe how services provided for unduplicated pupils are increased or improved by at least the percentage calculated as compared to the services provided for all students in the LCAP year. To improve services means to grow services in quality and to increase services means to grow services in quantity. Services are increased or improved by those actions in the LCAP that are included in the Goals and Actions section as contributing to the increased or improved services requirement, whether they are provided on an LEA-wide or schoolwide basis or provided on a limited basis to unduplicated students. A limited action is an action that only serves foster youth, English learners, and/or low-income students. This description must address how these action(s) are expected to result in the required proportional increase or improvement in services for unduplicated pupils as compared to the services the LEA provides to all students for the relevant LCAP year.

For any action contributing to meeting the increased or improved services requirement that is associated with a Planned Percentage of Improved Services in the Contributing Summary Table rather than an expenditure of LCFF funds, describe the methodology that was used to determine the contribution of the action towards the proportional percentage. See the instructions for determining the Planned Percentage of Improved Services for information on calculating the Percentage of Improved Services.

A description of the plan for how the additional concentration grant add-on funding identified above will be used to increase the number of staff providing direct services to students at schools that have a high concentration (above 55 percent) of foster youth, English learners, and low-income students, as applicable.

An LEA that receives the additional concentration grant add-on described in EC Section 42238.02 is required to demonstrate how it is using these funds to increase the number of staff who provide direct services to students at schools with an enrollment of unduplicated students that is greater than 55 percent as compared to the number of staff who provide direct services to students at schools with an enrollment of unduplicated students that is equal to or less than 55 percent. The staff who provide direct services to students must be certificated staff and/or classified staff employed by the LEA; classified staff includes custodial staff.

Provide the following descriptions, as applicable to the LEA:

An LEA that does not receive a concentration grant or the concentration grant add-on must indicate that a response to this prompt is not applicable.

Identify the goal and action numbers of the actions in the LCAP that the LEA is implementing to meet the requirement to increase the number of staff who provide direct services to students at schools with an enrollment of unduplicated students that is greater than 55 percent.

An LEA that does not have comparison schools from which to describe how it is using the concentration grant add-on funds, such as an LEA that only has schools with an enrollment of unduplicated students that is greater than 55 percent, must describe how it is using the funds to increase the number of credentialed staff, classified staff, or both, including custodial staff, who provide direct services to students at selected schools and the criteria used to determine which schools require additional staffing support.

In the event that an additional concentration grant add-on is not sufficient to increase staff providing direct services to students at a school with an enrollment of unduplicated students that is greater than 55 percent, the LEA must describe how it is using the funds to retain staff providing direct services to students at a school with an enrollment of unduplicated students that is greater than 55 percent.

Complete the table as follows:

- Provide the staff-to-student ratio of classified staff providing direct services to students with a concentration of unduplicated students that is 55 percent or less and the staff-to-student ratio of classified staff providing direct services to students at schools with a concentration of unduplicated students that is greater than 55 percent, as applicable to the LEA. The LEA may group its schools by grade span (Elementary, Middle/Junior High, and High Schools), as applicable to the LEA. The staff-to-student ratio must be based on the number of full time equivalent (FTE) staff and the number of enrolled students as counted on the first Wednesday in October of each year.
- Provide the staff-to-student ratio of certificated staff providing direct services to students at schools with a concentration of unduplicated students that is 55 percent or less and the staff-to-student ratio of certificated staff providing direct services to students at schools with a concentration of unduplicated students that is greater than 55 percent, as applicable to the LEA. The LEA may group its schools by grade span (Elementary, Middle/Junior High, and High Schools), as applicable to the LEA. The staff-to-student ratio must be based on the number of FTE staff and the number of enrolled students as counted on the first Wednesday in October of each year.

Action Tables

Complete the Data Entry Table for each action in the LCAP. The information entered into this table will automatically populate the other Action Tables. Information is only entered into the Data Entry Table, the Annual Update Table, the Contributing Actions Annual Update Table, and the LCFF Carryover Table. With the exception of the Data Entry Table, the word “input” has been added to column headers to aid in identifying the column(s) where information will be entered. Information is not entered on the remaining Action tables.

The following tables are required to be included as part of the LCAP adopted by the local governing board or governing body:

- Table 1: Total Planned Expenditures Table (for the coming LCAP Year)

- Table 2: Contributing Actions Table (for the coming LCAP Year)
- Table 3: Annual Update Table (for the current LCAP Year)
- Table 4: Contributing Actions Annual Update Table (for the current LCAP Year)
- Table 5: LCFF Carryover Table (for the current LCAP Year)

Note: The coming LCAP Year is the year that is being planned for, while the current LCAP year is the current year of implementation. For example, when developing the 2022–23 LCAP, 2022–23 will be the coming LCAP Year and 2021–22 will be the current LCAP Year.

Data Entry Table

The Data Entry Table may be included in the LCAP as adopted by the local governing board or governing body, but is not required to be included. In the Data Entry Table, input the following information for each action in the LCAP for that applicable LCAP year:

- **LCAP Year:** Identify the applicable LCAP Year.
- **1. Projected LCFF Base Grant:** Provide the total amount of LCFF funding the LEA estimates it will receive for the coming school year, excluding the supplemental and concentration grants and the add-ons for the Targeted Instructional Improvement Grant Program and the Home to School Transportation Program, pursuant to 5 CCR Section 15496(a)(8).

See *EC* sections 2574 (for COEs) and 42238.02 (for school districts and charter schools), as applicable, for LCFF apportionment calculations.

- **2. Projected LCFF Supplemental and/or Concentration Grants:** Provide the total amount of LCFF supplemental and concentration grants the LEA estimates it will receive on the basis of the number and concentration of unduplicated students for the coming school year.
- **3. Projected Percentage to Increase or Improve Services for the Coming School Year:** This percentage will not be entered; it is calculated based on the Projected LCFF Base Grant and the Projected LCFF Supplemental and/or Concentration Grants, pursuant to 5 CCR Section 15496(a)(8). This is the percentage by which services for unduplicated pupils must be increased or improved as compared to the services provided to all students in the coming LCAP year.
- **LCFF Carryover — Percentage:** Specify the LCFF Carryover — Percentage identified in the LCFF Carryover Table from the prior LCAP year. If a carryover percentage is not identified in the LCFF Carryover Table, specify a percentage of zero (0.00%).
- **Total Percentage to Increase or Improve Services for the Coming School Year:** This percentage will not be entered; it is calculated based on the Projected Percentage to Increase or Improve Services for the Coming School Year and the LCFF Carryover —

Percentage. This is the percentage by which the LEA must increase or improve services for unduplicated pupils as compared to the services provided to all students in the coming LCAP year.

- **Goal #:** Enter the LCAP Goal number for the action.
- **Action #:** Enter the action's number as indicated in the LCAP Goal.
- **Action Title:** Provide a title of the action.
- **Student Group(s):** Indicate the student group or groups who will be the primary beneficiary of the action by entering "All," or by entering a specific student group or groups.
- **Contributing to Increased or Improved Services?:** Type "Yes" if the action **is** included as contributing to meeting the increased or improved services; OR, type "No" if the action is **not** included as contributing to meeting the increased or improved services.
- If "Yes" is entered into the Contributing column, then complete the following columns:
 - **Scope:** The scope of an action may be LEA-wide (i.e., districtwide, countywide, or charterwide), schoolwide, or limited. An action that is LEA-wide in scope upgrades the entire educational program of the LEA. An action that is schoolwide in scope upgrades the entire educational program of a single school. An action that is limited in its scope is an action that serves only one or more unduplicated student groups.
 - **Unduplicated Student Group(s):** Regardless of scope, contributing actions serve one or more unduplicated student groups. Indicate one or more unduplicated student groups for whom services are being increased or improved as compared to what all students receive.
 - **Location:** Identify the location where the action will be provided. If the action is provided to all schools within the LEA, the LEA must indicate "All Schools." If the action is provided to specific schools within the LEA or specific grade spans only, the LEA must enter "Specific Schools" or "Specific Grade Spans." Identify the individual school or a subset of schools or grade spans (e.g., all high schools or grades transitional kindergarten through grade five), as appropriate.
- **Time Span:** Enter "ongoing" if the action will be implemented for an indeterminate period of time. Otherwise, indicate the span of time for which the action will be implemented. For example, an LEA might enter "1 Year," or "2 Years," or "6 Months."
- **Total Personnel:** Enter the total amount of personnel expenditures utilized to implement this action.
- **Total Non-Personnel:** This amount will be automatically calculated based on information provided in the Total Personnel column and the Total Funds column.

- **LCFF Funds:** Enter the total amount of LCFF funds utilized to implement this action, if any. LCFF funds include all funds that make up an LEA’s total LCFF target (i.e., base grant, grade span adjustment, supplemental grant, concentration grant, Targeted Instructional Improvement Block Grant, and Home-To-School Transportation).
 - **Note:** For an action to contribute towards meeting the increased or improved services requirement it must include some measure of LCFF funding. The action may also include funding from other sources, however the extent to which an action contributes to meeting the increased or improved services requirement is based on the LCFF funding being used to implement the action.
- **Other State Funds:** Enter the total amount of Other State Funds utilized to implement this action, if any.
- **Local Funds:** Enter the total amount of Local Funds utilized to implement this action, if any.
- **Federal Funds:** Enter the total amount of Federal Funds utilized to implement this action, if any.
- **Total Funds:** This amount is automatically calculated based on amounts entered in the previous four columns.
- **Planned Percentage of Improved Services:** For any action identified as contributing, being provided on a Limited basis to unduplicated students, and that does not have funding associated with the action, enter the planned quality improvement anticipated for the action as a percentage rounded to the nearest hundredth (0.00%). A limited action is an action that only serves foster youth, English learners, and/or low-income students.
 - As noted in the instructions for the Increased or Improved Services section, when identifying a Planned Percentage of Improved Services, the LEA must describe the methodology that it used to determine the contribution of the action towards the proportional percentage. The percentage of improved services for an action corresponds to the amount of LCFF funding that the LEA estimates it would expend to implement the action if it were funded.

For example, an LEA determines that there is a need to analyze data to ensure that instructional aides and expanded learning providers know what targeted supports to provide to students who are foster youth. The LEA could implement this action by hiring additional staff to collect and analyze data and to coordinate supports for students, which the LEA estimates would cost \$165,000. Instead, the LEA chooses to utilize a portion of existing staff time to analyze data relating to students who are foster youth. This analysis will then be shared with site principals who will use the data to coordinate services provided by instructional assistants and expanded learning providers to target support to students. In this example, the LEA would divide the estimated cost of \$165,000 by the amount of LCFF Funding identified in the Data Entry Table and then convert the quotient to a percentage. This percentage is the Planned Percentage of Improved Service for the action.

Contributing Actions Table

As noted above, information will not be entered in the Contributing Actions Table; however, the ‘Contributing to Increased or Improved Services?’ column will need to be checked to ensure that only actions with a “Yes” are displaying. If actions with a “No” are displayed or if actions that are contributing are not displaying in the column, use the drop-down menu in the column header to filter only the “Yes” responses.

Annual Update Table

In the Annual Update Table, provide the following information for each action in the LCAP for the relevant LCAP year:

- **Estimated Actual Expenditures:** Enter the total estimated actual expenditures to implement this action, if any.

Contributing Actions Annual Update Table

In the Contributing Actions Annual Update Table, check the ‘Contributing to Increased or Improved Services?’ column to ensure that only actions with a “Yes” are displaying. If actions with a “No” are displayed or if actions that are contributing are not displaying in the column, use the drop-down menu in the column header to filter only the “Yes” responses. Provide the following information for each contributing action in the LCAP for the relevant LCAP year:

- **6. Estimated Actual LCFF Supplemental and/or Concentration Grants:** Provide the total amount of LCFF supplemental and concentration grants the LEA estimates it will actually receive based on of the number and concentration of unduplicated students in the current school year.
- **Estimated Actual Expenditures for Contributing Actions:** Enter the total estimated actual expenditure of LCFF funds used to implement this action, if any.
- **Estimated Actual Percentage of Improved Services:** For any action identified as contributing, being provided on a Limited basis only to unduplicated students, and that does not have funding associated with the action, enter the total estimated actual quality improvement anticipated for the action as a percentage rounded to the nearest hundredth (0.00%).
 - Building on the example provided above for calculating the Planned Percentage of Improved Services, the LEA in the example implements the action. As part of the annual update process, the LEA reviews implementation and student outcome data and determines that the action was implemented with fidelity and that outcomes for foster youth students improved. The LEA reviews the original estimated cost for the action and determines that had it hired additional staff to collect and analyze data and to coordinate supports for students that estimated actual cost would have been \$169,500 due to a cost of living adjustment. The LEA would divide the estimated actual cost of \$169,500 by the amount of LCFF Funding identified in the Data Entry Table and then convert the quotient to a percentage. This percentage is the Estimated Actual Percentage of Improved Services for the action.

LCFF Carryover Table

- **9. Estimated Actual LCFF Base Grant:** Provide the total amount of LCFF funding the LEA estimates it will receive for the current school year, excluding the supplemental and concentration grants and the add-ons for the Targeted Instructional Improvement Grant Program and the Home to School Transportation Program, pursuant to 5 CCR Section 15496(a)(8).

- **10. Total Percentage to Increase or Improve Services for the Current School Year:** This percentage will not be entered. The percentage is calculated based on the amounts of the Estimated Actual LCFF Base Grant (9) and the Estimated Actual LCFF Supplemental and/or Concentration Grants (6), pursuant to 5 CCR Section 15496(a)(8), plus the LCFF Carryover – Percentage from the prior year. This is the percentage by which services for unduplicated pupils must be increased or improved as compared to the services provided to all students in the current LCAP year.

Calculations in the Action Tables

To reduce the duplication of effort of LEAs, the Action Tables include functionality such as pre-population of fields and cells based on the information provided in the Data Entry Table, the Annual Update Summary Table, and the Contributing Actions Table. For transparency, the functionality and calculations used are provided below.

Contributing Actions Table

- 4. Total Planned Contributing Expenditures (LCFF Funds)
 - This amount is the total of the Planned Expenditures for Contributing Actions (LCFF Funds) column
- 5. Total Planned Percentage of Improved Services
 - This percentage is the total of the Planned Percentage of Improved Services column
- Planned Percentage to Increase or Improve Services for the coming school year (4 divided by 1, plus 5)
 - This percentage is calculated by dividing the Total Planned Contributing Expenditures (4) by the Projected LCFF Base Grant (1), converting the quotient to a percentage, and adding it to the Total Planned Percentage of Improved Services (5).

Contributing Actions Annual Update Table

Pursuant to *EC* Section 42238.07(c)(2), if the Total Planned Contributing Expenditures (4) is less than the Estimated Actual LCFF Supplemental and Concentration Grants (6), the LEA is required to calculate the difference between the Total Planned Percentage of Improved Services (5) and the Total Estimated Actual Percentage of Improved Services (7). If the Total Planned Contributing Expenditures (4) is equal to or greater than the Estimated Actual LCFF Supplemental and Concentration Grants (6), the Difference Between Planned and Estimated Actual Percentage of Improved Services will display “Not Required.”

- 6. Estimated Actual LCFF Supplemental and Concentration Grants
 - This is the total amount of LCFF supplemental and concentration grants the LEA estimates it will actually receive based on of the number and concentration of unduplicated students in the current school year.
- 4. Total Planned Contributing Expenditures (LCFF Funds)
 - This amount is the total of the Last Year's Planned Expenditures for Contributing Actions (LCFF Funds)

- 7. Total Estimated Actual Expenditures for Contributing Actions
 - This amount is the total of the Estimated Actual Expenditures for Contributing Actions (LCFF Funds)
- Difference Between Planned and Estimated Actual Expenditures for Contributing Actions (Subtract 7 from 4)
 - This amount is the Total Estimated Actual Expenditures for Contributing Actions (7) subtracted from the Total Planned Contributing Expenditures (4)
- 5. Total Planned Percentage of Improved Services (%)
 - This amount is the total of the Planned Percentage of Improved Services column
- 8. Total Estimated Actual Percentage of Improved Services (%)
 - This amount is the total of the Estimated Actual Percentage of Improved Services column
- Difference Between Planned and Estimated Actual Percentage of Improved Services (Subtract 5 from 8)
 - This amount is the Total Planned Percentage of Improved Services (5) subtracted from the Total Estimated Actual Percentage of Improved Services (8)

LCFF Carryover Table

- 10. Total Percentage to Increase or Improve Services for the Current School Year (6 divided by 9 + Carryover %)
 - This percentage is the Estimated Actual LCFF Supplemental and/or Concentration Grants (6) divided by the Estimated Actual LCFF Base Grant (9) plus the LCFF Carryover – Percentage from the prior year.
- 11. Estimated Actual Percentage of Increased or Improved Services (7 divided by 9, plus 8)
 - This percentage is the Total Estimated Actual Expenditures for Contributing Actions (7) divided by the LCFF Funding (9), then converting the quotient to a percentage and adding the Total Estimated Actual Percentage of Improved Services (8).
- 12. LCFF Carryover — Dollar Amount LCFF Carryover (Subtract 11 from 10 and multiply by 9)
 - If the Estimated Actual Percentage of Increased or Improved Services (11) is less than the Estimated Actual Percentage to Increase or Improve Services (10), the LEA is required to carry over LCFF funds.

The amount of LCFF funds is calculated by subtracting the Estimated Actual Percentage to Increase or Improve Services (11) from the Estimated Actual Percentage of Increased or Improved Services (10) and then multiplying by the Estimated Actual LCFF Base Grant (9). This amount is the amount of LCFF funds that is required to be carried over to the coming year.

- 13. LCFF Carryover — Percentage (12 divided by 9)
 - This percentage is the unmet portion of the Percentage to Increase or Improve Services that the LEA must carry over into the coming LCAP year. The percentage is calculated by dividing the LCFF Carryover (12) by the LCFF Funding (9).

California Department of Education
January 2022