

Comprehensive School Safety Plan

**2025-2026
School Year**

School: TEACH Academy of Technologies

CDS Code: 19647330122242

District: TEACH Academy of Technologies

Address: 10000 S. Western Avenue
Los Angeles, CA 90047

Date of Adoption: September 2022

Date of Update:

Date of Review:

- with Staff
- with Law Enforcement
- with Fire Authority

Approved by:



Name	Title	Signature	Date
Josh DeWeerd	Principal		
Sione Thompson	CASI		

Table of Contents

Comprehensive School Safety Plan Purpose.....	5
Safety Plan Vision.....	5
Components of the Comprehensive School Safety Plan (EC 32281).....	7
(A) Child Abuse Reporting Procedures (EC 35294.2 [a] [2]; PC 11166).....	12
(B) Disaster Procedures (EC 35295-35297; GC 8607 and 3100).....	13
(C) School Suspension, Expulsion and Mandatory Expulsion Guidelines	20
(D) Procedures to Notify Teachers of Dangerous Pupils (EC 49079).....	29
(E) Sexual Harassment Policies (EC 212.6 [b]).....	30
(F) School-wide Dress Code Relating to Gang-Related Apparel (EC 35183).....	33
(G) Procedure for Safe Ingress and Egress of Pupils, Parents, and Staff to and from School (EC 35294.2)	33
(H) A Safe and Orderly School Environment Conducive to Learning (EC 35294.2)	33
(I) School Discipline Rules and Consequences (EC 35291 and EC 35291.5)	35
(K) Hate Crime Reporting Procedures and Policies	44
(J) Procedures to Prepare for Active Shooters.....	47
Procedures for Preventing Acts of Bullying and Cyber-bullying.....	48
Opioid Prevention and Life-Saving Response Procedures	50
Response Procedures for Dangerous, Violent, or Unlawful Activities	50
Instructional Continuity Plan.....	50
Introduction and Purpose of the Instructional Continuity Plan (ICP).....	50
Engagement with Pupils and Families.....	51
Access to Instruction.....	52
Instructional Continuity	55
Access (Equity, Accessibility, and Inclusion)	56
Professional Learning.....	56
Well-Being and Support Services	57
Site-Based Collaboration.....	57
Return to Site-Based Learning	58
Integration with Comprehensive School Safety Plan (CSSP).....	58

Review and Updates of this Instructional Continuity Plan (ICP)59

Safety Plan Review, Evaluation and Amendment Procedures60

Safety Plan Appendices61

 Emergency Contact Numbers62

 Safety Plan Review, Evaluation and Amendment Procedures63

 TEACH Academy of Technologies Incident Command System.....64

 Incident Command Team Responsibilities65

 Emergency Response Guidelines87

 Step One: Identify the Type of Emergency87

 Step Two: Identify the Level of Emergency.....87

 Step Three: Determine the Immediate Response Action87

 Step Four: Communicate the Appropriate Response Action87

Types of Emergencies & Specific Procedures.....88

 Aircraft Crash88

 Animal Disturbance.....88

 Armed Assault on Campus88

 Biological or Chemical Release.....89

 Bomb Threat/ Threat Of violence90

 Bus Disaster.....91

 Disorderly Conduct91

 Earthquake92

 Explosion or Risk Of Explosion92

 Fire in Surrounding Area94

 Fire on School Grounds95

 Flooding96

 Loss or Failure Of Utilities96

 Motor Vehicle Crash96

 Pandemic97

 Psychological Trauma.....97

Suspected Contamination of Food or Water98

Tactical Responses to Criminal Incidents98

Unlawful Demonstration or Walkout.....99

Emergency Evacuation Map.....100

Comprehensive School Safety Plan Purpose

Effective January 1, 2019, Assembly Bill 1747 (Rodriguez), School Safety Plans, became law. This bill requires that during the writing and development of the comprehensive school safety plan (CSSP), the school site council or safety committee consult with a fire department and other first responder entities in addition to currently required entities. It requires the CSSP and any updates made to the plan to be shared with the law enforcement agency, the fire department, and the other first responder entities.

The California Education Code (sections 32280-32288) outlines the requirements of all schools operating any kindergarten and any grades 1 to 12, inclusive, to write and develop a school safety plan relevant to the needs and resources of that particular school.

In 2004, the Legislature and Governor recast and renumbered the Comprehensive School Safety Plan provisions in SB 719 and AB 115. It is the intent of the Legislature in enacting the provisions to support California public schools as they develop their mandated comprehensive safety plans that are the result of a systematic planning process, that include strategies aimed at the prevention of, and education about, potential incidents involving crime and violence on school campuses.

The historical requirement of the Comprehensive School Safety Plan was presented in Senate Bill 187, which was approved by the Governor and chaptered in 1997. This legislation contained a sunset clause that stated that this legislation would remain in effect only until January 1, 2000. Senate Bill 334 was approved and chaptered in 1999 and perpetuated this legislation under the requirement of the initial legislation.

Comprehensive School Safety Plans are required under SB 719 & AB 115 and contains the following elements:

Assessment of school crime committed on school campuses and at school-related functions

- Child abuse reporting procedures
- Disaster procedures
- Suspension and expulsion policies
- Procedures to notify teachers of dangerous pupils
- Discrimination and harassment policies
- School wide dress code policies
- Procedures for safe ingress and egress
- Policies enacted to maintain a safe and orderly environment
- Rules and procedures on school discipline
- Hate crime reporting procedures

The Comprehensive School Safety Plan will be reviewed and updated by March 1st every year. In July of every year, the school will report on the status of its school safety plan including a description of its key elements in the annual school accountability report card.

A copy of the Comprehensive School Safety Plan is available for review at 10000 S. Western Avenue, Los Angeles, CA 90047.

Safety Plan Vision

TEACH Public Schools is committed to maintaining safe and secure campuses for all of its pupils and staff. To that end, this Comprehensive School Safety Plan covers TEACH's policies and expectations regarding the practices of each school in maintaining the security of the physical campus, responding appropriately to emergencies, increasing the safety and protection of students and staff, and creating a safe and orderly environment that is conducive to learning.

All school employees should receive training in the Comprehensive School Safety Plan upon joining the school, and should review any changes to the Plan annually.

CAMPUS SAFETY AND SECURITY

Each school and its staff members will maintain policies, practices and procedures so that the campus is physically secure and safe.

School seeks to create a challenging learning environment that encourages high expectations for success through development-appropriate instruction that allows for individual differences and learning styles. Our school promotes a safe, orderly, caring, and supportive environment. Each student's self-esteem is fostered by positive relationships with students and staff. We strive to have our parents, teachers, and community members actively involved on our students' learning

Components of the Comprehensive School Safety Plan (EC 32281)

TEACH Academy of Technologies Safety Committee

Leadership Team and Teacher

Assessment of School Safety

Self Monitoring Tool and Leadership Meeting

Strategies and Programs to Provide and Maintain a High Level of Safety (EC 32281(a)1, items A-J)

Safe School Planning Education Codes

200. It is the policy of the State of California to afford all persons in public schools, regardless of their disability, gender, gender identity, gender expression, nationality, race or ethnicity, religion, sexual orientation, or any other characteristic that is contained in the definition of hate crimes set forth in Section 422.55 of the Penal Code, equal rights and opportunities in the educational institutions of the state. The purpose of this chapter is to prohibit acts that are contrary to that policy and to provide remedies therefor.

201. (a) All pupils have the right to participate fully in the educational process, free from discrimination and harassment.

(b) California's public schools have an affirmative obligation to combat racism, sexism, and other forms of bias, and a responsibility to provide equal educational opportunity.

(c) Harassment on school grounds directed at an individual on the basis of personal characteristics or status creates a hostile environment and jeopardizes equal educational opportunity as guaranteed by the California Constitution and the United States Constitution.

(d) There is an urgent need to prevent and respond to acts of hate violence and bias-related incidents that are occurring at an increasing rate in California's public schools.

(e) There is an urgent need to teach and inform pupils in the public schools about their rights, as guaranteed by the federal and state constitutions, in order to increase pupils' awareness and understanding of their rights and the rights of others, with the intention of promoting tolerance and sensitivity in public schools and in society as a means of responding to potential harassment and hate violence.

(f) It is the intent of the Legislature that each public school undertake educational activities to counter discriminatory incidents on school grounds and, within constitutional bounds, to minimize and eliminate a hostile environment on school grounds that impairs the access of pupils to equal educational opportunity.

234. (a) This article shall be known, and may be cited, as the Safe Place to Learn Act.

(b) It is the policy of the State of California to ensure that all local educational agencies continue to work to reduce discrimination, harassment, violence, intimidation, and bullying. It is further the policy of the state to improve pupil safety at schools and the connections between pupils and supportive adults, schools, and communities.

234.1. The department, pursuant to subdivision (b) of Section 64001, shall monitor adherence to the requirements of Chapter 5.3 (commencing with Section 4900) of Division 1 of Title 5 of the California Code of Regulations and this chapter as part of its regular monitoring and review of local educational agencies, commonly known as the Categorical Program Monitoring process. The department shall assess whether local educational agencies have done all of the following:

(a) Adopted a policy that prohibits discrimination, harassment, intimidation, and bullying based on the actual or perceived characteristics set forth in Section 422.55 of the Penal Code and Section 220 of this code, and disability, gender, gender identity, gender expression, nationality, race or ethnicity, religion, sexual orientation, or association with a person or group with one or more of these actual or perceived characteristics. The policy shall include a statement that the policy applies to all acts related to school activity or school attendance occurring within a school under the jurisdiction of the superintendent of the school district.

(b) Adopted a process for receiving and investigating complaints of discrimination, harassment, intimidation, and bullying based on any of the actual or perceived characteristics set forth in Section 422.55 of the Penal Code and Section 220 of this code, and disability, gender, gender identity, gender expression, nationality, race or ethnicity, religion, sexual orientation, or association with a person or group with one or more of these actual or perceived characteristics. The complaint process shall include, but not be limited to, all of the following:

(1) A requirement that, if school personnel witness an act of discrimination, harassment, intimidation, or bullying, they shall take immediate steps to intervene when safe to do so.

- (2) A timeline to investigate and resolve complaints of discrimination, harassment, intimidation, or bullying that shall be followed by all schools under the jurisdiction of the school district.
- (3) An appeal process afforded to the complainant should he or she disagree with the resolution of a complaint filed pursuant to this section.
- (4) All forms developed pursuant to this process shall be translated pursuant to Section 48985.
- (c) Publicized antidiscrimination, antiharassment, anti-intimidation, and antibullying policies adopted pursuant to subdivision (a), including information about the manner in which to file a complaint, to pupils, parents, employees, agents of the governing board, and the general public. The information shall be translated pursuant to Section 48985.
- (d) Provided, incident to the publicizing described in subdivision (c), to certificated schoolsite employees who serve pupils in any of grades 7 to 12, inclusive, who are employed by the local educational agency, information on existing schoolsite and community resources related to the support of lesbian, gay, bisexual, transgender, and questioning (LGBTQ) pupils. Schoolsite resources may include, but are not limited to, peer support or affinity clubs and organizations, safe spaces for LGBTQ pupils, counseling services, staff who have received antibias or other training aimed at supporting these pupils or who serve as designated support to these pupils, health and other curriculum materials that are inclusive of, and relevant to, these pupils, online training developed pursuant to Section 32283.5, and other policies adopted pursuant to this article, including related complaint procedures. Community resources may include, but are not limited to, community-based organizations that provide support to LGBTQ pupils and their families, and physical and mental health providers with experience or training in treating or supporting these pupils.
- (e) Posted the policy established pursuant to subdivision (a) in all schools and offices, including staff lounges and pupil government meeting rooms.
- (f) Maintained documentation of complaints and their resolution for a minimum of one review cycle.
- (g) Ensured that complainants are protected from retaliation and that the identity of a complainant alleging discrimination, harassment, intimidation, or bullying remains confidential, as appropriate.
- (h) Identified a responsible local educational agency officer for ensuring school district or county office of education compliance with the requirements of Chapter 5.3 (commencing with Section 4900) of Division 1 of Title 5 of the California Code of Regulations and this chapter.

234.2. The department shall display current information, and periodically update information, on curricula and other resources that specifically address bias-related discrimination, harassment, intimidation, and bullying based on any of the actual or perceived characteristics set forth in Section 422.55 of the Penal Code and Section 220 on the California Healthy Kids Resource Center Internet Web site and other appropriate department Internet Web sites where information about discrimination, harassment, intimidation, and bullying is posted.

234.3. The department shall develop a model handout describing the rights and obligations set forth in Sections 200, 201, and 220 and the policies addressing bias-related discrimination, harassment, intimidation, and bullying in schools. This model handout shall be posted on appropriate department Internet Web sites.

234.5. The Superintendent shall post, and annually update, on the department's Internet Web site and provide to each school district a list of statewide resources, including community-based organizations, that provide support to youth who have been subjected to school-based discrimination, harassment, intimidation, or bullying, and their families. The department's Internet Web site shall also include a list of statewide resources for youth who have been affected by gangs, gun violence, and psychological trauma caused by violence at home, at school, and in the community.

32280. It is the intent of the Legislature that all California public schools, in kindergarten, and grades 1 to 12, inclusive, operated by school districts, in cooperation with local law enforcement agencies, community leaders, parents, pupils, teachers, administrators, and other persons who may be interested in the prevention of campus crime and violence, develop a comprehensive school safety plan that addresses the safety concerns identified through a systematic planning process. For the purposes of this section, law enforcement agencies include local police departments, county sheriffs' offices, school district police or security departments, probation departments, and district attorneys' offices. For purposes of this section, a "safety plan" means a plan to develop strategies aimed at the prevention of, and education about, potential incidents involving crime and violence on the school campus.

32281. (a) Each school district and county office of education is responsible for the overall development of all comprehensive school safety plans for its schools operating kindergarten or any of grades 1 to 12, inclusive.

(b) (1) Except as provided in subdivision (d) with regard to a small school district, the schoolsite council established pursuant to former Section 52012, as it existed before July 1, 2005, or Section 52852 shall write and develop a comprehensive school safety plan relevant to the needs and resources of that particular school.

(2) The schoolsite council may delegate this responsibility to a school safety planning committee made up of the following members:

- (A) The principal or the principal's designee.
 - (B) One teacher who is a representative of the recognized certificated employee organization.
 - (C) One parent whose child attends the school.
 - (D) One classified employee who is a representative of the recognized classified employee organization.
 - (E) Other members, if desired.
- (3) The schoolsite council shall consult with a representative from a law enforcement agency in the writing and development of the comprehensive school safety plan.
- (4) In the absence of a schoolsite council, the members specified in paragraph (2) shall serve as the school safety planning committee.
- (c) Nothing in this article shall limit or take away the authority of school boards as guaranteed under this code.
- (d) (1) Subdivision (b) shall not apply to a small school district, as defined in paragraph (2), if the small school district develops a districtwide comprehensive school safety plan that is applicable to each schoolsite.
- (2) As used in this article, "small school district" means a school district that has fewer than 2,501 units of average daily attendance at the beginning of each fiscal year.
- (e) (1) When a principal or his or her designee verifies through local law enforcement officials that a report has been filed of the occurrence of a violent crime on the schoolsite of an elementary or secondary school at which he or she is the principal, the principal or the principal's designee may send to each pupil's parent or legal guardian and each school employee a written notice of the occurrence and general nature of the crime. If the principal or his or her designee chooses to send the written notice, the Legislature encourages the notice be sent no later than the end of business on the second regular work day after the verification. If, at the time of verification, local law enforcement officials determine that notification of the violent crime would hinder an ongoing investigation, the notification authorized by this subdivision shall be made within a reasonable period of time, to be determined by the local law enforcement agency and the school district. For purposes of this section, an act that is considered a "violent crime" shall meet the definition of Section 67381 and be an act for which a pupil could or would be expelled pursuant to Section 48915.
- (2) Nothing in this subdivision shall create any liability in a school district or its employees for complying with paragraph (1).
- (f) (1) Notwithstanding subdivision (b), a school district or county office of education may, in consultation with law enforcement officials, elect to not have its schoolsite council develop and write those portions of its comprehensive school safety plan that include tactical responses to criminal incidents that may result in death or serious bodily injury at the schoolsite. The portions of a school safety plan that include tactical responses to criminal incidents may be developed by administrators of the school district or county office of education in consultation with law enforcement officials and with a representative of an exclusive bargaining unit of employees of that school district or county office of education, if he or she chooses to participate. The school district or county office of education may elect not to disclose those portions of the comprehensive school safety plan that include tactical responses to criminal incidents.
- (2) As used in this article, "tactical responses to criminal incidents" means steps taken to safeguard pupils and staff, to secure the affected school premises, and to apprehend the criminal perpetrator or perpetrators.
- (3) Nothing in this subdivision precludes the governing board of a school district or county office of education from conferring in a closed session with law enforcement officials pursuant to Section 54957 of the Government Code to approve a tactical response plan developed in consultation with those officials pursuant to this subdivision. Any vote to approve the tactical response plan shall be announced in open session following the closed session.
- (4) Nothing in this subdivision shall be construed to reduce or eliminate the requirements of Section 32282.

32282. (a) The comprehensive school safety plan shall include, but not be limited to, both of the following:

- (1) Assessing the current status of school crime committed on school campuses and at school-related functions.
- (2) Identifying appropriate strategies and programs that will provide or maintain a high level of school safety and address the school's procedures for complying with existing laws related to school safety, which shall include the development of all of the following:
 - (A) Child abuse reporting procedures consistent with Article 2.5 (commencing with Section 11164) of Chapter 2 of Title 1 of Part 4 of the Penal Code.
 - (B) Disaster procedures, routine and emergency, including adaptations for pupils with disabilities in accordance with the federal Americans with Disabilities Act of 1990 (42 U.S.C. Sec. 12101 et seq.). The disaster procedures shall also include, but not be limited to, both of the following:
 - (i) Establishing an earthquake emergency procedure system in every public school building having an occupant capacity of 50 or more pupils or more than one classroom. A school district or county office of education may work with the Office of Emergency Services and the Alfred E. Alquist Seismic Safety Commission to develop and establish the earthquake emergency procedure system. The system shall include, but not be limited to, all of the following:
 - (I) A school building disaster plan, ready for implementation at any time, for maintaining the safety and care of pupils and staff.

(II) A drop procedure whereby each pupil and staff member takes cover under a table or desk, dropping to his or her knees, with the head protected by the arms, and the back to the windows. A drop procedure practice shall be held at least once each school quarter in elementary schools and at least once a semester in secondary schools.

(III) Protective measures to be taken before, during, and following an earthquake.

(IV) A program to ensure that pupils and both the certificated and classified staff are aware of, and properly trained in, the earthquake emergency procedure system.

(ii) Establishing a procedure to allow a public agency, including the American Red Cross, to use school buildings, grounds, and equipment for mass care and welfare shelters during disasters or other emergencies affecting the public health and welfare. The school district or county office of education shall cooperate with the public agency in furnishing and maintaining the services as the school district or county office of education may deem necessary to meet the needs of the community.

(C) Policies pursuant to subdivision (d) of Section 48915 for pupils who committed an act listed in subdivision (c) of Section 48915 and other school-designated serious acts which would lead to suspension, expulsion, or mandatory expulsion recommendations pursuant to Article 1 (commencing with Section 48900) of Chapter 6 of Part 27 of Division 4 of Title 2.

(D) Procedures to notify teachers of dangerous pupils pursuant to Section 49079.

(E) A discrimination and harassment policy consistent with the prohibition against discrimination contained in Chapter 2 (commencing with Section 200) of Part 1.

(F) The provisions of any schoolwide dress code, pursuant to Section 35183, that prohibits pupils from wearing "gang-related apparel," if the school has adopted that type of a dress code. For those purposes, the comprehensive school safety plan shall define "gang-related apparel." The definition shall be limited to apparel that, if worn or displayed on a school campus, reasonably could be determined to threaten the health and safety of the school environment. A schoolwide dress code established pursuant to this section and Section 35183 shall be enforced on the school campus and at any school-sponsored activity by the principal of the school or the person designated by the principal. For purposes of this paragraph, "gang-related apparel" shall not be considered a protected form of speech pursuant to Section 48950.

(G) Procedures for safe ingress and egress of pupils, parents, and school employees to and from school.

(H) A safe and orderly environment conducive to learning at the school.

(I) The rules and procedures on school discipline adopted pursuant to Sections 35291 and 35291.5.

(b) It is the intent of the Legislature that schools develop comprehensive school safety plans using existing resources, including the materials and services of the partnership, pursuant to this chapter. It is also the intent of the Legislature that schools use the handbook developed and distributed by the School/Law Enforcement Partnership Program entitled "Safe Schools: A Planning Guide for Action" in conjunction with developing their plan for school safety.

(c) Each schoolsite council or school safety planning committee, in developing and updating a comprehensive school safety plan, shall, where practical, consult, cooperate, and coordinate with other schoolsite councils or school safety planning committees.

(d) The comprehensive school safety plan may be evaluated and amended, as needed, by the school safety planning committee, but shall be evaluated at least once a year, to ensure that the comprehensive school safety plan is properly implemented. An updated file of all safety-related plans and materials shall be readily available for inspection by the public.

(e) As comprehensive school safety plans are reviewed and updated, the Legislature encourages all plans, to the extent that resources are available, to include policies and procedures aimed at the prevention of bullying.

(f) The comprehensive school safety plan, as written and updated by the schoolsite council or school safety planning committee, shall be submitted for approval pursuant to subdivision (a) of Section 32288.

32282.1. (a) As comprehensive school safety plans are reviewed and updated, the Legislature encourages all plans, to the extent that resources are available, to include clear guidelines for the roles and responsibilities of mental health professionals, community intervention professionals, school counselors, school resource officers, and police officers on school campus, if the school district uses these people.

(b) The guidelines developed pursuant to subdivision (a) are encouraged to include both of the following:

(1) Primary strategies to create and maintain a positive school climate, promote school safety, and increase pupil achievement, and prioritize mental health and intervention services, restorative and transformative justice programs, and positive behavior interventions and support.

(2) Consistent with paragraph (2) of subdivision (a) of Section 32282, protocols to address the mental health care of pupils who have witnessed a violent act at any time, including, but not limited to, any of the following:

(A) While on school grounds.

(B) While going to or coming from school.

(C) During a lunch period whether on or off campus.

(D) During, or while going to or coming from, a school-sponsored activity.

32282.5. (a) The department shall electronically distribute disaster preparedness educational materials and lesson plans that are currently available to school districts and county offices of education.

(b) The department shall ensure that the disaster preparedness materials are available in at least the three most dominant primary languages spoken by English learners in California, according to the language census.

(c) The department shall coordinate with the California Emergency Management Agency to make sure that all materials are reviewed and updated annually.

32283. The Department of Justice and the State Department of Education, in accordance with Section 32262, shall contract with one or more professional trainers to coordinate statewide workshops for school districts, county offices of education, and schoolsite personnel, and in particular school principals, to assist them in the development of their respective school safety and crisis response plans, and provide training in the prevention of bullying as defined in subdivision (r) of Section 48900. The Department of Justice and the State Department of Education shall work in cooperation with regard to the workshops coordinated and presented pursuant to the contracts. Implementation of this section shall be contingent upon the availability of funds in the annual Budget Act.

32284. The comprehensive school safety plan may also include, at local discretion of the governing board of the school district and using local funds, procedures for responding to the release of a pesticide or other toxic substance from properties located within one-quarter mile of a school. No funds received from the state may be used for this purpose.

32286. (a) Each school shall adopt its comprehensive school safety plan by March 1, 2000, and shall review and update its plan by March 1, every year thereafter. A new school campus that begins offering classes to pupils after March 1, 2001, shall adopt a comprehensive school safety plan within one year of initiating operation, and shall review and update its plan by March 1, every year thereafter.

(b) Commencing in July 2000, and every July thereafter, each school shall report on the status of its school safety plan, including a description of its key elements in the annual school accountability report card prepared pursuant to Sections 33126 and 35256.

32287. If the Superintendent of Public Instruction determines that there has been a willful failure to make any report required by this article, the superintendent shall do both of the following:

(a) Notify the school district or the county office of education in which the willful failure has occurred.

(b) Make an assessment of not more than two thousand dollars (\$2,000) against that school district or county office of education.

This may be accomplished by deducting an amount equal to the amount of the assessment from the school district's or county office of education's future apportionment.

32288. (a) In order to ensure compliance with this article, each school shall forward its comprehensive school safety plan to the school district or county office of education for approval.

(b) (1) Before adopting its comprehensive school safety plan, the schoolsite council or school safety planning committee shall hold a public meeting at the schoolsite in order to allow members of the public the opportunity to express an opinion about the school safety plan.

(2) The schoolsite council or school safety planning committee shall notify, in writing, the following persons and entities, if available, of the public meeting:

(A) The local mayor.

(B) A representative of the local school employee organization.

(C) A representative of each parent organization at the schoolsite, including the parent teacher association and parent teacher clubs.

(D) A representative of each teacher organization at the schoolsite.

(E) A representative of the student body government.

(F) All persons who have indicated they want to be notified.

(3) The schoolsite council or school safety planning committee is encouraged to notify, in writing, the following persons and entities, if available, of the public meeting:

(A) A representative of the local churches.

(B) Local civic leaders.

(C) Local business organizations.

(c) In order to ensure compliance with this article, each school district or county office of education shall annually notify the State Department of Education by October 15 of any schools that have not complied with Section 32281.

32289. A complaint of noncompliance with the school safety planning requirements of Title IV of the federal No Child Left Behind Act of 2001, 20 U.S.C. Sec. 7114(d)(7), may be filed with the department under the Uniform Complaint Procedures as set forth in Chapter 5.1 (commencing with Section 4600) of Title 5 of the California Code of Regulations.

49380. (a) A school district is encouraged to collaborate with outside consultants, including law enforcement, with expertise in sexual abuse and sex trafficking prevention education in order to create a school safety plan to address the threat of sexual abuse and sex trafficking.

(b) A school district is encouraged to collaborate with law enforcement on a referral protocol for high-risk pupils and minors.

(c) In-service training may be conducted periodically to enable school district personnel to learn about new developments in the understanding of sexual abuse and sex trafficking, and to receive instruction on current prevention efforts and methods. A school district is encouraged to include training on early identification of sexual abuse and sex trafficking of pupils and minors.

(A) Child Abuse Reporting Procedures (EC 35294.2 [a] [2]; PC 11166)

Mandated reporters

Mandated reporters include, but are not limited to, teachers; instructional aides; teacher's aides or assistants; classified employees; certificated pupil personnel employees; administrative officers or supervisors of child attendance; administrators and employees of a licensed day care facility; Head Start teachers; district police or security officers; licensed nurses or health care providers; and administrators, presenters, and counselors of a child abuse prevention program. (Penal Code 11165.7) Reasonable suspicion means that it is objectively reasonable for a person to entertain a suspicion, based upon facts that could cause a reasonable person in a like position, drawing when appropriate on his/her training and experience, to suspect child abuse or neglect. However, reasonable suspicion does not require certainty that child abuse or neglect has occurred nor does it require a specific medical indication of child abuse or neglect. (Penal Code 11166)

Reportable Offenses

A mandated reporter shall make a report using the procedures provided below whenever, in his/her professional capacity or within the scope of his/her employment, he/she has knowledge of or observes a child whom the mandated reporter knows or reasonably suspects has been the victim of child abuse or neglect. (Penal Code 11166)

Responsibility for Reporting

The reporting duties of mandated reporters are individual and cannot be delegated to another person. (Penal Code 11166)

No supervisor or administrator shall impede or inhibit a mandated reporter from making a report. (Penal Code 11166)

Reporting Procedures

1. Initial Telephone Report

Immediately or as soon as practicable after knowing or observing suspected child abuse or neglect, a mandated reporter shall make an initial report by telephone to any police department (excluding a school district police/security department), sheriff's department, county probation department if designated by the county to receive such reports, or county welfare department. (Penal Code 11165.9, 11166)

Department of Children and Family Services
425 Shatto Place, Los Angeles, CA 90020
Headquarters' Receptionist: (213) 351-5572.

Written Report

Within 36 hours of knowing or observing the information concerning the incident, the mandated reporter shall then prepare and either send, fax, or electronically submit to the appropriate agency a written follow-up report, which includes a completed Department of Justice form (SS 8572). (Penal Code 11166, 11168)

Victim Interviews by Social Services/Law Enforcement

Whenever a representative from the Department of Social Services or another government agency investigating suspected child abuse or neglect deems it necessary, a suspected victim may be interviewed during school hours, on school premises, concerning a report of suspected child abuse or neglect that occurred within the child's home or out-of-home care facility. The child shall be given the

choice of being interviewed in private or in the presence of any adult school employee or volunteer aide selected by the child.

(Penal Code 11174.3)

A staff member or volunteer aide selected by a child may decline to be present at the interview. If the selected person accepts, the principal or designee shall inform him/her of the following requirements: (Penal Code 11174.3)

1. The purpose of the selected person's presence at the interview is to lend support to the child and enable him/her to be as comfortable as possible.
2. The selected person shall not participate in the interview.
3. The selected person shall not discuss the facts or circumstances of the case with the child.
4. The selected person is subject to the confidentiality requirements of the Child Abuse and Neglect Reporting Act, a violation of which is punishable as specified in Penal Code 11167.5.

If a staff member agrees to be present, the interview shall be held at a time during school hours when it does not involve an expense to the school. (Penal Code 11174.3)

Release of Child to Peace Officer

When a child is released to a peace officer and taken into custody as a victim of suspected child abuse or neglect, the Superintendent or designee and/or principal shall not notify the parent/guardian, but rather shall provide the peace officer with the address and telephone number of the child's parent/guardian. It is the responsibility of the peace officer or agent to notify the parent/guardian of the situation. (Education Code 48906)

(B) Disaster Procedures (EC 35295-35297; GC 8607 and 3100)

Disaster Plan (See Appendix C-F)

Disaster Response Procedures Fire Drill Procedure

Signal: Fire Bell Rung in a Continuous Cycle

Procedure During Class Time:

1. Students exit classrooms and WALK in orderly lines.
2. Students evacuate the building by designated routes to the assembly area (see evacuation map)
3. NO TALKING IS PERMITTED
4. Teachers:
 - a. Take your EMERGENCY FOLDER and attendance.
 - b. Check that all students are out the classroom.
 - c. Check that all exits are clear.
 - d. Close the classroom door. DO NOT LOCK (Later entry may be required)
5. In assembly area, teacher takes roll and accounts for each child.
6. Students in classroom other than their own are to remain with that class until given permission to rejoin their class by both teachers.
7. Students remain in orderly and silent lines until all clear signal is given.

Procedure Used Before School During Lunch and Nutrition

1. Students WALK to the assigned place on the yard where they meet their ADVISOR.
2. Students wait in orderly and silent lines for their teacher, or other supervising adult, to conduct them to their proper assembly area.

Procedure During P.E.

1. Teacher, or supervising adult, stops play, organizes class (es) into silent and orderly lines and conducts class (es) to assembly area.

Procedure When Not in Your Own Classroom

1. Teachers should be familiar with assembly area and evacuation route designated for that classroom or area.
2. The EMERGENCY FOLDER should accompany the class and be used by the teacher, or supervising adult, to account for all students.

Earthquake Procedures

Actual Earthquake

Tremors and shaking of the earth are the signals of an earthquake. The initial shock is likely to be not more than ninety seconds duration. Emergency action to be taken when children are inside the building is:

When inside a building, stay inside: Do not run outside because you may be hit by falling debris. Drop to the floor on your knees and make the body as small as possible. Cover yourself under a desk, table or bench, in a hall, or stand against an inside wall. You should be facing away from: windows; door; glass; skylights; brick or rock faced walls; large moveable objects, such as bookcases; or outside doors and walls. With one arm, hold on to a desk leg so that it will protect your head and neck and so that it will not move away from covering you. Rest your head on one arm and place your other arm over the base of the head and neck. When it is safe, proceed to the assembly areas in the same manner as for Evacuation Procedures.

When outdoors, stay outside: Do not run inside because you may be hit by falling debris. Move away from buildings and overhead structures. Drop to the ground on your knees and make the body as small as possible. Face position away from: buildings, power poles and lines, trees or other overhead hazards, roads and streets, as cars may go out of control. Cover as much skin surface as possible, close your eyes, and cover your ears. If you have a book or other similar object, place it over the base of your head and neck to protect you from flying debris. When it is safe, proceed to the assembly areas in the same manner as for Evacuation Procedures.

Walking to or from school facilities: If students are walking to or from school when an earthquake occurs, they should stay away from all buildings, trees, exposed wires, or other hazards that may fall. The safest place is in the open. Students should assume "drop, cover, and hold" position until the quake is over. After the earthquake, if on the way to school facilities, continue to school. If on the way home, continue home or return to school.

Environmental Hazards

Biochemical or Chemical Release

A biological or chemical release is an incident involving the discharge of a biological or chemical substance in a solid, liquid or gaseous state. Such incidents may also include the release of radioactive materials. Common chemical threats within or adjacent to schools include the discharge of acid in a school laboratory, and overturned truck of hazardous materials in proximity of the school, or an explosion at a nearby oil refinery or another chemical plant.

The following indicators may suggest the release of a biological or chemical substance: Multiple victims suffering from:

- Watery eyes
- Twitching
- Chocking or loss of coordination
- Trouble breathing

Other indicators may include the presence of distressed animals or dead birds.

This procedure deals with three possible scenarios involving the release of biochemical substances:

Scenario 1: Substance released inside a room or a building

Scenario 2: Substance released outdoors and localized

Scenario 3: Substance released in the surrounding community

It is necessary to first determine which scenario applies and then implement the appropriate response procedures listed below:

Scenario 1: Substance Released Inside a Room or Building

General Procedures:

1. Evacuate the building
2. Notify Main Office/Administration
3. Turn off all fans in the area of the release; close the windows and doors, shut down the building's air handling system

IC Responsibilities

1. Signal for the building to be evacuated
2. Call 911
3. Contact the Charter Board
4. Direct School emergency Response Team members (search and rescue team) to isolate and restrict access to potentially contaminated areas
5. Direct school Emergency Response Team members (search and rescue team) to turn off local fans in the area of the release, close the windows and doors and shut down the building's air handling system
6. Ensure person's who have come in direct contact with the hazardous substances are washed and cleaned. See First Aid Team responsibilities
7. The School, or affected areas, will not reopen until the County HazMat or appropriate agency provides clearance to do so

Teacher/Staff Responsibilities

1. Evacuate classroom in a calm and orderly fashion. Follow general evacuation procedures
2. At the evacuation site, prepare a list of all individuals in the affected room or contaminated area; specify those who may have had actual contact with the substance. Provide this information to the IC

First Aid Team

1. Direct or assist individuals who have come into direct contact with hazardous substances, to wash with soap and water. Do not use bleach or other disinfectants on potentially exposed skin
2. Remove and contain all contaminated clothes
3. Segregate individuals that have been contaminated "topically" by a liquid from unaffected individuals (isolation does not apply to widespread airborne releases)
4. Provide additional medical attention as needed

Threats or Disturbances

Animal disturbance

This procedure should be implemented when the presence of a dog, coyote, mountain lion or any other wild animal threatens the safety of students and staff:

General Procedures

1. Notify office and administration
2. Keep students away from the animal (return to classroom, secure all entrances to classroom, etc.)

IC Responsibilities

1. Call 911 and/or Animal Control
2. Attempt to isolate the animal from students, if it is safe to do so. If the animal is outside, students will be kept inside. If the animal is inside, students will remain outside in an area away from the animal

Disruptive Student

General Procedures

1. At the beginning of each school year, every teacher is to develop a "Clear the Room" procedure. This procedure includes step-by-step instructions of what to do should a student begin to throw things or attach other students or staff.
2. "Clear the Room" procedures should state to which teacher the students should report.
3. The receiving teacher will notify the office immediately.
4. The teacher must stay with the disruptive student until assistance arrives.
5. Students will not return to their classroom until notified by sending teacher.

IC Responsibilities

1. Respond to the classroom as soon as possible.
2. Assist the teacher with the student.
3. Involve other staff as necessary.
4. Call 911 if situation does not abate.
5. Notify the School Counselor/Psychologist or outside agency.
6. Review each plan and require that the plan be practice so that students will know what to do

Teacher/Staff Responsibilities

1. In concert receiving teachers, develop the "Clear the Room" plan.
2. Develop and alternate plan for when receiving teacher is not in the room.
3. Instruct students as to their roles if plan is implemented.
4. Stay with the out-of-control student.

Suicide or Suicide Threat or Attempt

General Procedures

1. Always assume the victim is alive!
2. Administer emergency first aid
3. Notify the IC
4. Stay with the victim until help arrives
5. Limit access to the immediate area until police arrive (treat as a crime scene)
6. Prepare an informational flyer for parents of the students in the victim's class
7. Notify the Carter Board
8. Notify the Crisis Response Team and/or mental health service provider (Los Angeles County Department of Mental Health or contracted service provider).

IC Responsibilities Actual

1. Assess the situation
2. Direct that 911 be called
3. Declare a Lock Down-Response

4. Direct that appropriate notifications are made
5. Isolate all witnesses; if they are students, notify their parents
6. Direct that personal property of the victim is secured. This includes items in the classroom and in locker
7. If victim has siblings in your school, bring them to a secure area until their parents arrive at the school
8. If victim has siblings in other area schools, notify their administrators
9. Be Prepared to deal with the media
10. Arrange for counselors for students and staff
11. Make contact with parents of deceased student

Attempted

1. Assess the situation
2. Direct that appropriate notifications be made
3. If required, call 911
4. Deal with siblings set forth above
5. If Lock-Down was not called, hold an emergency staff meeting at close of school to brief staff
6. Arrange for additional counselors if needed

Teacher/Staff Responsibilities Actual/Attempted

1. Immediately notify the IC.
2. Administer first aid/CPR (if knowledgeable)
3. Secure the area until an administrator arrives on the scene
4. Once Relieved, teacher responds to his or her classroom and maintains order

Rumors

1. Treat all verbal and written threats as a serious matter
2. Immediately notify the IC about the information
3. Assist in the evaluation of the threat with other staff

Trespasser in building General Procedures

1. If the unauthorized visitor remains on the school property, notify the police, or IC of the situation, and implement Lock-Down procedures
2. If the trespasser refuses to register in the office and flees the scene obtain an accurate description and inform the office
3. Should a staff member observe a trespasser on school property; treat them as if they are simply a visitor who has failed to register in the office and kindly invite them to do so. NOTE: If a staff member is uncomfortable approaching trespasser, notify the office immediately of their presence
4. Teachers should recall students in hall, lock doors, and remain with their classes at all times
5. When the trespasser has registered in the office, has fled or been escorted from the scene, make a P.A. announcement that the Lock-Down situation has ended, by announcing an "all clear"
6. Notify the Charter Board
7. Prepare for possible media coverage
8. Consider formulating an informational flyer for parents

Bomb Threats General Procedures

1. Evacuation route should be posted in every classroom
2. Use Bomb Threat Checklist to record information about telephone bomb threats. Listen to the message without interrupting the caller. Write down the message, noting time of call, unusual background noises, and estimated age of caller, and try to keep the caller talking. Attempt to ascertain from the caller the type of bomb, where placed, time of detonation, and reason school has been targeted
3. After caller has concluded his or her threat, hang up and immediately lift the receiver and press *69 (call trace)
4. If school has caller ID, note the number from which call was made
5. Notify Main Office/Building Administration
6. If threat is written, place it in an envelope or plastic bag
7. Prepare media statement flyer to inform parents

IC Responsibilities

1. Evaluate the bomb threat and determine if building evacuation is necessary

2. If threat is deemed valid:

- Call 911 – advise building is being evacuated because of a bomb threat
- Activate SERT
- Turn off school bell system
- Don't use PA system
- Turn off all two-way radios

NOTE: Do not utilize the fire alarm system to evacuate the building

3. Dispatch SERT to notify each classroom of the need to evacuate the school. While completing this task, conduct a limited search of common areas of the school

4. In consultation with police/fire officials, determine when it is safe to reenter the school

Teacher/Staff Responsibilities

1. Upon receipt of notification to evacuate the school, conduct a limited research of classrooms to determine if any strange or unknown objects are in the room
2. Proceed to pre-designated evacuation point with class roll book
3. Maintain control of students and advise SERT of any missing children
4. Do not reenter the building until directed to do so by a SERT member or someone in authority

Device Found

Upon discovery of a suspicious device, immediately send word to the IC. If the device is found in a classroom with students, immediately, but in an orderly manner, evacuate the classroom. UNDER NO CONDITION ATTEMPT TO TOUCH OR MOVE THE

DEVICE

IC Responsibilities

1. Upon notification of a device found:
 - Call 911 – advise building is being evacuated because of suspected bomb has been discovered if possible, give a description of the device
 - Activate the SERT
 - Turn off the school bell system
 - Turn off all two-way radios
 - Do not use the fire alarm system to evacuate the building

Dispatch SERT to begin the evacuation process. The order of evacuation should be:

- Classroom in which the device is located
 - Classroom on either side of, across the hall from, that backs up to, or is directly above or below the classroom containing the device. Continue increasing the size of the evacuation until all students and staff are at a safe distance
2. The evacuation must be conducted in an orderly and controlled manner so as not to create an unstable environment which may exacerbate the situation
 3. In consultation with police/fire/bomb disposal officials, determine when it is safe to reenter the building

Teacher/Staff Responsibilities

1. Upon receipt of notification to evacuate the classroom, proceed to pre-designated evacuation location with class roll book
2. Maintain control of students and advise SERT of any missing or unaccounted for students <https://secure.doc-tracking.com/v2/Home/DocumentSectionEditRteTest.aspx?DefId=47064&SectionId=858553>
3. Do not enter the school until directed to do so by an SERT or police/fire authority

Public Agency Use of School Buildings for Emergency Shelters

(C) School Suspension, Expulsion and Mandatory Expulsion Guidelines

“The procedures by which pupils can be suspended or expelled.” (Ed. Code § 47605(b)(5)(J).) GENERAL PROVISIONS

Charter School shall provide due process for all students, including adequate and timely notice to parents/guardians and students of the grounds for all suspension and expulsion recommendations and decisions and their due process rights regarding suspension and expulsion, including rights of appeal.

Charter School shall ensure that its policies and procedures regarding suspension and expulsion will be periodically reviewed, and modified as necessary, in order to conform to changes in state law.

Charter School shall ensure that its staff is knowledgeable about and complies with the District’s Discipline Foundation Policy and/or current equivalent policy, as required by the Modified Consent Decree. Charter School shall comply with the terms of the School Discipline Policy and School Climate Bill of Rights resolution adopted by the LAUSD Board of Education on May 6, 2013.

Charter School shall be responsible for the appropriate interim placement of students during and pending the completion of Charter School’s student expulsion process and shall facilitate the post- expulsion placement of expelled students.

Charter School shall document and implement the alternatives to suspension and expulsion that Charter School utilizes in response to attendance-related concerns, e.g. truancy or excessive tardiness.

STUDENTS WITH DISABILITIES

Charter School shall establish and implement policies and procedures to ensure full compliance with federal and state laws and regulations regarding the discipline of students with disabilities. If a student is recommended for expulsion and the student receives or is eligible for special education, Charter School shall identify and provide special education programs and services at an appropriate interim educational placement, pending the completion of the expulsion process, to be coordinated with the LAUSD Special Education Service Center.

In the case of a student who has an Individualized Education Program (“IEP”), or a student who has a 504 Plan, Charter School shall ensure that it follows correct disciplinary procedures to comply with the mandates of state and federal laws, including IDEA and Section 504 of the Rehabilitation Plan of 1973. As set forth in the MOU regarding special education between the District and Charter School, an IEP team will meet to conduct a manifestation determination and to discuss alternative placement utilizing the District’s Special Education Policies and Procedures Manual. Prior to recommending expulsion for a student with a 504 Plan, Charter School’s administrator will convene a Link Determination meeting to ask the following two questions:

A. Was the misconduct caused by, or directly and substantially related to the student’s disability? B. Was the misconduct a direct result of the Charter School’s failure to implement 504?

NOTIFICATION OF THE DISTRICT

Upon expelling any student, Charter School shall notify the Charter Schools Division by submitting an expulsion packet to the CSD immediately or as soon as practicable, which shall contain:

- Completed “Notification of Charter School Expulsion” [form available from the CSD website or office], including attachments as required on the form
- Documentation of the expulsion proceeding, including statement of specific facts supporting the expulsion and documentation that Charter School’s policies and procedures were followed
- Copy of parental notice of expulsion hearing
- Copy of expulsion notice provided to parent stating reason for expulsion, term of expulsion, rehabilitation plan, reinstatement notice with eligibility date and instructions for providing proof of student’s compliance for reinstatement, appeal process, and options for enrollment
- If the student is eligible for Special Education, documentation related to expulsion in compliance with IDEA and the MCD, including the Expulsion Analysis page of the pre-expulsion IEP
- If the student is eligible for Section 504 accommodations, documentation that Charter School

conducted a Link Determination meeting to address two questions:

A. Was the misconduct caused by, or directly and substantially related to the student's disability?

B. Was the misconduct a direct result of Charter School's failure to implement 504 Plan?

Notwithstanding the documentation sent to the Charter Schools Division as indicated above, if the student is a resident of a school district other than LAUSD, Charter School must notify the superintendent of the student's district of residence within 30 days of the expulsion. Additionally, upon request of the receiving school district, Charter School shall forward student records no later than 10 school days from the date of the request as stated in Education Code section 49068 (a) and (b).

OUTCOME DATA

Charter School shall gather and maintain all data related to placement, tracking, and monitoring of student suspensions, expulsions, and reinstatements, and make such outcome data readily available to the District upon request.

REHABILITATION PLANS

Pupils who are expelled from Charter School shall be given a rehabilitation plan upon expulsion as developed by Charter School's governing board at the time of the expulsion order, which may include, but is not limited to, periodic review as well as assessment at the time of review for readmission. Terms of expulsion should be reasonable and fair with the weight of the expelling offense taken into consideration when determining the length of expulsion. Therefore, the rehabilitation plan should include a date not later than one (1) year from the date of expulsion when the pupil may apply to Charter School for readmission. Charter School shall inform parents in writing of its processes for reinstatement and applying for expungement of the expulsion record.

READMISSION

Charter School's governing board shall adopt rules establishing a procedure for the filing and processing of requests for readmission and the process for the required review of all expelled pupils for readmission. Upon completion of the readmission process, Charter School's governing board shall readmit the pupil, unless Charter School's governing board makes a finding that the pupil has not met the conditions of the rehabilitation plan or continues to pose a danger to campus safety. A description of the procedure shall be made available to the pupil and the pupil's parent or guardian at the time the expulsion order is entered and the decision of the governing board, including any related findings, must be provided to the pupil and the pupil's parent/guardian within a reasonable time.

REINSTATEMENT

Charter School's governing board shall adopt rules establishing a procedure for processing reinstatements, including the review of documents regarding the rehabilitation plan. Charter School is responsible for reinstating the student upon the conclusion of the expulsion period in a timely manner.

GUN-FREE SCHOOLS ACT

Charter School shall comply with the federal Gun-Free Schools Act.

This Pupil Suspension and Expulsion Policy has been established in order to promote learning and protect the safety and well being of all students at the Charter School. In creating this policy, the Charter School has reviewed Education Code Section 48900 et seq., which describes the noncharter schools' list of offenses and procedures, to establish its list of offenses and procedures for suspensions and expulsions. The language that follows closely mirrors the language of Education Code Section 48900 et seq. The Charter School is committed to annual review of policies and procedures surrounding suspensions and expulsions and, as necessary, modification of the lists of offenses for which students are subject to suspension or expulsion.

When the Policy is violated, it may be necessary to suspend or expel a student from regular classroom instruction. This policy shall serve as the Charter School's policy and procedures for student suspension and expulsion and it may be amended from time to time without the need to amend the charter so long as the amendments comport with legal requirements. Charter School staff shall enforce disciplinary rules and procedures fairly and consistently among all students. This Policy and its Procedures will be printed and distributed as part of the Student Handbook and will clearly describe discipline expectations. Corporal punishment shall not be used as a disciplinary measure against any student. Corporal punishment includes the willful infliction of or willfully causing the infliction of physical pain on a student. For purposes of the Policy, corporal punishment does not include an employee's use of force that is reasonable and necessary to protect the employee, students, staff or other persons or to prevent damage to school property. The Charter School administration shall ensure that students and their parents/guardians are notified in writing upon enrollment of all discipline policies and procedures. The notice shall state that this Policy and Procedures are available on request at the Executive Director's office.

Suspended or expelled students shall be excluded from all school and school-related activities unless otherwise agreed during the period of suspension or expulsion.

A. Grounds for Suspension and Expulsion of Students

A student may be suspended or expelled for prohibited misconduct if the act is related to school activity or school attendance

occurring at anytime including but not limited to: a) while on school grounds; b) while going to or coming from school; c) during the lunch period, whether on or off the school campus; d) during, going to, or coming from a school-sponsored activity.

B. Enumerated Offenses

1. Discretionary Suspension Offenses. Students may be suspended for any of the following acts when it is determined the pupil:

- a) Caused, attempted to cause, or threatened to cause physical injury to another person.
- b) Willfully used force or violence upon the person of another, except self-defense.
- c) Unlawfully possessed, used, sold or otherwise furnished, or was under the influence of any controlled substance, as defined in Health and Safety Code 11053-11058, alcoholic beverage, or intoxicant of any kind.
- d) Unlawfully offered, arranged, or negotiated to sell any controlled substance as defined in Health and Safety Code Sections 11053-11058, alcoholic beverage or intoxicant of any kind, and then sold, delivered or otherwise furnished to any person another liquid substance or material and represented same as controlled substance, alcoholic beverage or intoxicant.
- e) Committed or attempted to commit robbery or extortion.
- f) Caused or attempted to cause damage to school property or private property.
- g) Stole or attempted to steal school property or private property.
- h) h) Possessed or used tobacco or products containing tobacco or nicotine products, including but not limited to cigars, cigarettes, miniature cigars, clove cigarettes, smokeless tobacco, snuff, chew packets and betel. This section does not prohibit the use of his or her own prescription products by a pupil.
- i) Committed an obscene act or engaged in habitual profanity or vulgarity.
- j) Unlawfully possessed or unlawfully offered, arranged, or negotiated to sell any drug paraphernalia, as defined in Health and Safety Code Section 11014.5.
- k) Disrupted school activities or otherwise willfully defied the valid authority of supervisors, teachers, administrators, other school officials, or other school personnel engaged in the performance of their duties.
- l) Knowingly received stolen school property or private property.
- m) Possessed an imitation firearm, i.e.: a replica of a firearm that is so substantially similar in physical properties to an existing firearm as to lead a reasonable person to conclude that the replica is a firearm.
- n) Committed or attempted to commit a sexual assault as defined in Penal Code Sections 261, 266c, 286, 288, 288a or 289, or committed a sexual battery as defined in Penal Code Section 243.4.
- o) Harassed, threatened, or intimidated a student who is a complaining witness or witness in a school disciplinary proceeding for the purpose of preventing that student from being a witness and/or retaliating against that student for being a witness.
- p) Unlawfully offered, arranged to sell, negotiated to sell, or sold the prescription drug Soma.
- q) Engaged in, or attempted to engage in hazing. For the purposes of this subdivision, "hazing" means a method of initiation or preinitiation into a pupil organization or body, whether or not the organization or body is officially recognized by an educational institution, which is likely to cause serious bodily injury or personal degradation or disgrace resulting in physical or mental harm to a former, current, or prospective pupil. For purposes of this section, "hazing" does not include athletic events or school-sanctioned events.
- r) Made terroristic threats against school officials and/or school property. For purposes of this section, "terroristic threat" shall include any statement, whether written or oral, by a person who willfully threatens to commit a crime which will result in death, great bodily injury to another person, or property damage in excess of one thousand dollars (\$1,000), with the specific intent that the statement is to be taken as a threat, even if there is no intent of actually carrying it out, which, on its face and under the circumstances in which it is made, is so unequivocal, unconditional, immediate, and specific as to convey to the person threatened, a gravity of purpose and an immediate prospect of execution of the threat, and thereby causes that person reasonably to be in sustained fear for his or her own safety or for his or her immediate family's safety, or for the protection of school property, or the personal property of the person threatened or his or her immediate family.
- s) Committed sexual harassment, as defined in Education Code Section 212.5. For the purposes of this section, the conduct described in Section 212.5 must be considered by a reasonable person of the same gender as the victim to be sufficiently severe or pervasive to have a negative impact upon the individual's academic performance or to create an intimidating, hostile, or offensive educational environment. This section shall apply to pupils in any of grades 4 to 12, inclusive.
- t) Caused, attempted to cause, threatened to cause or participated in an act of hate violence, as defined in subdivision (e) of Section 233 of the Education Code. This section shall apply to pupils in any of grades 4 to 12, inclusive.
- u) Intentionally harassed, threatened or intimidated a student or group of students to the extent of having the actual and reasonably expected effect of materially disrupting class work, creating substantial disorder and invading student rights by creating an intimidating or hostile educational environment. This section shall apply to pupils in any of grades 4 to 12, inclusive.
- v) Engaged in an act of bullying, including, but not limited to, bullying committed by means of an electronic act.
 1. "Bullying" means any severe or pervasive physical or verbal act or conduct, including communications made in writing or by means of an electronic act, and including one or more acts committed by a student or group of students which would be deemed hate violence or harassment, threats, or intimidation, which are directed toward one or more

students that has or can be reasonably predicted to have the effect of one or more of the following:

- i. Placing a reasonable student (defined as a student, including, but is not limited to, a student with exceptional needs, who exercises average care, skill, and judgment in conduct for a person of his or her age, or for a person of his or her age with exceptional needs) or students in fear of harm to that student's or those students' person or property.
- ii. Causing a reasonable student to experience a substantially detrimental effect on his or her physical or mental health.
- iii. Causing a reasonable student to experience substantial interference with his or her academic performance.
- iv. Causing a reasonable student to experience substantial interference with his or her ability to participate in or benefit from the services, activities, or privileges provided by the Charter School.

2) "Electronic Act" means the creation and transmission originated on or off the schoolsite, by means of an electronic device, including, but not limited to, a telephone, wireless telephone, or other wireless communication device, computer, or pager, of a communication, including, but not limited to, any of the following:

- i. A message, text, sound, or image.
- ii. A post on a social network Internet Web site including, but not limited to:
 - a) Posting to or creating a burn page. A "burn page" means an Internet Web site created for the purpose of having one or more of the effects as listed in subparagraph (1) above.
 - b) Creating a credible impersonation of another actual pupil for the purpose of having one or more of the effects listed in subparagraph (1) above. "Credible impersonation" means to knowingly and without consent impersonate a pupil for the purpose of bullying the pupil and such that another pupil would reasonably believe, or has reasonably believed, that the pupil was or is the pupil who was impersonated.
 - c) Creating a false profile for the purpose of having one or more of the effects listed in subparagraph (1) above. "False profile" means a profile of a fictitious pupil or a profile using the likeness or attributes of an actual pupil other than the pupil who created the false profile.
- iii. Notwithstanding subparagraphs (1) and (2) above, an electronic act shall not constitute pervasive conduct solely on the basis that it has been transmitted on the Internet or is currently posted on the Internet.
- w) A pupil who aids or abets, as defined in Section 31 of the Penal Code, the infliction or attempted infliction of physical injury to another person may be subject to suspension, but not expulsion, except that a pupil who has been adjudged by a juvenile court to have committed, as an aider and abettor, a crime of physical violence in which the victim suffered great bodily injury or serious bodily injury shall be subject to discipline pursuant to subdivision (1).
- x) Possessed, sold, or otherwise furnished any knife unless, in the case of possession of any object of this type, the student had obtained written permission to possess the item from a certificated school employee, with the Executive Director or designee's concurrence.

2. Non-Discretionary Suspension Offenses: Students must be suspended and recommended for expulsion for any of the following acts when it is determined the pupil:

- a) Possessed, sold, or otherwise furnished any firearm, explosive, or other dangerous object unless, in the case of possession of any object of this type, the students had obtained written permission to possess the item from a certificated school employee, with the Executive Director or designee's concurrence.

3. Discretionary Expellable Offenses: Students may be recommended for expulsion for any of the following acts when it is determined the pupil:

- a) Caused, attempted to cause, or threatened to cause physical injury to another person.
- b) Willfully used force or violence upon the person of another, except self-defense.
- c) Unlawfully possessed, used, sold or otherwise furnished, or was under the influence of any controlled substance, as defined in Health and Safety Code Sections 11053-11058, alcoholic beverage, or intoxicant of any kind.
- d) Unlawfully offered, arranged, or negotiated to sell any controlled substance as defined in Health and Safety Code Sections 11053-11058, alcoholic beverage or intoxicant of any kind, and then sold, delivered or otherwise furnished to any person another liquid substance or material and represented same as controlled substance, alcoholic beverage or intoxicant.
- e) Committed or attempted to commit robbery or extortion.
- f) Caused or attempted to cause damage to school property or private property.
- g) Stole or attempted to steal school property or private property.
- h) Possessed or used tobacco or products containing tobacco or nicotine products, including but not limited to cigars, cigarettes, miniature cigars, clove cigarettes, smokeless tobacco, snuff, chew packets and betel. This section does not prohibit the use of his or her own prescription products by a pupil.
- i) Committed an obscene act or engaged in habitual profanity or vulgarity.
- j) Unlawfully possessed or unlawfully offered, arranged, or negotiated to sell any drug paraphernalia, as defined in Health and Safety Code Section 11014.5.
- k) Disrupted school activities or otherwise willfully defied the valid authority of supervisors, teachers, administrators, other school officials, or other school personnel engaged in the performance of their duties.

- l) Knowingly received stolen school property or private property.
 - m) Possessed an imitation firearm, i.e.: a replica of a firearm that is so substantially similar in physical properties to an existing firearm as to lead a reasonable person to conclude that the replica is a firearm.
 - n) Committed or attempted to commit a sexual assault as defined in Penal Code Sections 261, 266c, 286, 288, 288a or 289, or committed a sexual battery as defined in Penal Code Section 243.4.
 - o) Harassed, threatened, or intimidated a student who is a complaining witness or witness in a school disciplinary proceeding for the purpose of preventing that student from being a witness and/or retaliating against that student for being a witness.
 - p) Unlawfully offered, arranged to sell, negotiated to sell, or sold the prescription drug Soma.
 - q) Engaged in, or attempted to engage in hazing. For the purposes of this subdivision, "hazing" means a method of initiation or preinitiation into a pupil organization or body, whether or not the organization or body is officially recognized by an educational institution, which is likely to cause serious bodily injury or personal degradation or disgrace resulting in physical or mental harm to a former, current, or prospective pupil. For purposes of this section, "hazing" does not include athletic events or school-sanctioned events.
 - r) Made terroristic threats against school officials and/or school property. For purposes of this section, "terroristic threat" shall include any statement, whether written or oral, by a person who willfully threatens to commit a crime which will result in death, great bodily injury to another person, or property damage in excess of one thousand dollars (\$1,000), with the specific intent that the statement is to be taken as a threat, even if there is no intent of actually carrying it out, which, on its face and under the circumstances in which it is made, is so unequivocal, unconditional, immediate, and specific as to convey to the person threatened, a gravity of purpose and an immediate prospect of execution of the threat, and thereby causes that person reasonably to be in sustained fear for his or her own safety or for his or her immediate family's safety, or for the protection of school property, or the personal property of the person threatened or his or her immediate family.
 - s) Committed sexual harassment, as defined in Education Code Section 212.5. For the purposes of this section, the conduct described in Section 212.5 must be considered by a reasonable person of the same gender as the victim to be sufficiently severe or pervasive to have a negative impact upon the individual's academic performance or to create an intimidating, hostile, or offensive educational environment. This section shall apply to pupils in any of grades 4 to 12, inclusive.
 - t) Caused, attempted to cause, threatened to cause or participated in an act of hate violence, as defined in subdivision (e) of Section 233 of the Education Code. This section shall apply to pupils in any of grades 4 to 12, inclusive.
 - u) Intentionally harassed, threatened or intimidated a student or group of students to the extent of having the actual and reasonably expected effect of materially disrupting class work, creating substantial disorder and invading student rights by creating an intimidating or hostile educational environment. This section shall apply to pupils in any of grades 4 to 12, inclusive.
 - v) Engaged in an act of bullying, including, but not limited to, bullying committed by means of an electronic act.
 - 1) "Bullying" means any severe or pervasive physical or verbal act or conduct, including communications made in writing or by means of an electronic act, and including one or more acts committed by a student or group of students which would be deemed hate violence or harassment, threats, or intimidation, which are directed toward one or more students that has or can be reasonably predicted to have the effect of one or more of the following:
 - i. Placing a reasonable student (defined as a student, including, but is not limited to, a student with exceptional needs, who exercises average care, skill, and judgment in conduct for a person of his or her age, or for a person of his or her age with exceptional needs) or students in fear of harm to that student's or those students' person or property.
 - ii. Causing a reasonable student to experience a substantially detrimental effect on his or her physical or mental health.
 - iii. Causing a reasonable student to experience substantial interference with his or her academic performance.
 - iv. Causing a reasonable student to experience substantial interference with his or her ability to participate in or benefit from the services, activities, or privileges provided by the Charter School.
 - 2) "Electronic Act" means the creation and transmission originated on or off the schoolsite, by means of an electronic device, including, but not limited to, a telephone, wireless telephone, or other wireless communication device, computer, or pager, of a communication, including, but not limited to, any of the following:
 - ii.
 - i. A message, text, sound, or image.
- A post on a social network Internet Web site including, but not limited to:
- (a) Posting to or creating a burn page. A "burn page" means an Internet Web site created for the purpose of having one or more of the effects as listed in subparagraph (1) above.
 - (b) Creating a credible impersonation of another actual pupil for the purpose of having one or more of the effects listed in subparagraph (1) above. "Credible impersonation" means to knowingly and without consent impersonate a pupil for the purpose of bullying the pupil and such that another pupil would reasonably believe, or has reasonably believed, that the pupil was or is the pupil who was impersonated.
 - (c) Creating a false profile for the purpose of having one or more of the effects listed in subparagraph (1) above. "False profile" means a profile of a fictitious pupil or a profile using the likeness or attributes of an actual pupil other than the pupil who created

the false profile.

iii. Notwithstanding subparagraphs (1) and (2) above, an electronic act shall not constitute pervasive conduct solely on the basis that it has been transmitted on the Internet or is currently posted on the Internet.

w) A pupil who aids or abets, as defined in Section 31 of the Penal Code, the infliction or attempted infliction of physical injury to another person may be subject to suspension, but not expulsion, except that a pupil who has been adjudged by a juvenile court to have committed, as an aider and abettor, a crime of physical violence in which the victim suffered great bodily injury or serious bodily injury shall be subject to discipline pursuant to subdivision (1).

x) Possessed, sold, or otherwise furnished any knife unless, in the case of possession of any object of this type, the student had obtained written permission to possess the item from a certificated school employee, with the Executive Director or designee's concurrence.

4. Non-Discretionary Expellable Offenses: Students must be recommended for expulsion for any of the following acts when it is determined pursuant to the procedures below that the pupil:

a) Possessed, sold, or otherwise furnished any firearm, explosive, or other dangerous object unless, in the case of possession of any object of this type, the students had obtained written permission to possess the item from a certificated school employee, with the Executive Director or designee's concurrence.

If it is determined by the Board of Directors that a student has brought a fire arm or destructive device, as defined in Section 921 of Title 18 of the United States Code, on to campus or to have possessed a firearm or dangerous device on campus, the student shall be expelled for one year, pursuant to the Federal Gun Free Schools Act of 1994.

The term "firearm" means (A) any weapon (including a starter gun) which will or is designed to or may readily be converted to expel a projectile by the action of an explosive; (B) the frame or receiver of any such weapon; (C) any firearm muffler or firearm silencer; or (D) any destructive device. Such term does not include an antique firearm.

The term "destructive device" means (A) any explosive, incendiary, or poison gas, including but not limited to: (i) bomb, (ii) grenade, (iii) rocket having a propellant charge of more than four ounces, (iv) missile having an explosive or incendiary charge of more than one-quarter ounce, (v) mine, or (vi) device similar to any of the devices described in the preceding clauses.

C. Suspension Procedure

Suspensions shall be initiated according to the following procedures: 1. Conference

Suspension shall be preceded, if possible, by a conference conducted by the Executive Director or the Executive Director's designee with the student and his or her parent and, whenever practical, the teacher, supervisor or Charter School employee who referred the student to the Executive Director or designee.

The conference may be omitted if the Executive Director or designee determines that an emergency situation exists. An "emergency situation" involves a clear and present danger to the lives, safety or health of students or Charter School personnel. If a student is suspended without this conference, both the parent/guardian and student shall be notified of the student's right to return to school for the purpose of a conference.

At the conference, the pupil shall be informed of the reason for the disciplinary action and the evidence against him or her and shall be given the opportunity to present his or her version and evidence in his or her defense. This conference shall be held within two school days of when the student was suspended, unless the pupil waives this right or is physically unable to attend for any reason including, but not limited to, incarceration or hospitalization. No penalties may be imposed on a pupil for failure of the pupil's parent or guardian to attend a conference with Charter School officials.

Reinstatement of the suspended pupil shall not be contingent upon attendance by the pupil's parent or guardian at the conference.

2. Notice to Parents/Guardians

At the time of the suspension, an administrator or designee shall make a reasonable effort to contact the parent/guardian by telephone or in person. Whenever a student is suspended, the parent/guardian shall be notified in writing of the suspension and the date of return following suspension. This notice shall state the specific offense committed by the student. In addition, the notice may also state the date and time when the student may return to school. If Charter School officials wish to ask the parent/guardian to confer regarding matters pertinent to the suspension, the notice may request that the parent/guardian respond to such requests without delay.

3. Suspension Time Limits/Recommendation for Expulsion

Suspensions, when not including a recommendation for expulsion, shall not exceed five (5) consecutive school days per suspension. Upon a recommendation of expulsion by the Executive Director or Executive Director's designee, the pupil and the pupil's guardian or representative will be invited to a conference to determine if the suspension for the pupil should be extended pending an expulsion hearing. This determination will be made by the Executive Director or designee upon either of the following: 1) the pupil's presence will be disruptive to the education process; or 2) the pupil poses a threat or danger to others. Upon either determination, the pupil's suspension will be extended pending the results of an expulsion hearing. The student will have the opportunity, at the discretion of the Executive Director and/or the classroom teacher, to complete instructional activities missed due to his or her suspension and will be able to communicate with designated school staff for any questions and for evaluation of work.

D. Authority to Expel

A student may be expelled by an Administrative Panel following a hearing before it, and preceded by recommendation from the Executive Director. The Administrative Panel shall consist of at least three members who are certificated employees and neither a teacher of the pupil or a Board member of the Charter School's governing board. The Charter School's Board will appoint an Administrative Panel. The Administrative Panel may expel any student found to have committed an expellable offense.

A student and his or her parents may appeal an expulsion decision by the Administrative Panel to the Charter School's Board, which will make the final determination.

E. Expulsion Procedures

Students recommended for expulsion are entitled to a hearing to determine whether the student should be expelled. If requested by the student, and unless postponed for good cause, the hearing shall be held within thirty (30) school days after the Executive Director or designee determines that the student has committed an expellable offense and recommends the student for expulsion. The Administrative Panel will hold a hearing on the case, and will make a determination whether to expel. The hearing shall be held in closed session (complying with all pupil confidentiality rules under FERPA) unless the student makes a written request for a public hearing three (3) days prior to the hearing.

Written notice of the hearing shall be forwarded to the student and the student's parent/guardian at least ten (10) calendar days before the date of the hearing. Upon mailing the notice, it shall be deemed served upon the pupil. The notice shall include:

1. The date and place of the expulsion hearing;
2. A statement of the specific facts, charges and offenses upon which the proposed expulsion is based;
3. A copy of the Charter School's disciplinary rules which relate to the alleged violation;
4. Notification of the student's or parent/guardian's obligation to provide information about the student's status at the Charter School to any other school district or school to which the student seeks enrollment;
5. The opportunity for the student or the student's parent/guardian to appear in person or to employ and be represented by counsel or a non-attorney advisor;
6. The right to inspect and obtain copies of all documents to be used at the hearing;
7. The opportunity to confront and question all witnesses who testify at the hearing;
8. The opportunity to question all evidence presented and to present oral and documentary evidence on the student's behalf including witnesses.

F. Special Procedures for Expulsion Hearings Involving Sexual Assault or Battery Offenses

The Charter School may, upon a finding of good cause, determine that the disclosure of either the identity of the witness or the testimony of that witness at the hearing, or both, would subject the witness to an unreasonable risk of psychological or physical harm. Upon this determination, the testimony of the witness may be presented at the hearing in the form of sworn declarations that shall be examined only by the Charter School or the hearing officer. Copies of these sworn declarations, edited to delete the name and identity of the witness, shall be made available to the pupil.

1. The complaining witness in any sexual assault or battery case must be provided with a copy of the applicable disciplinary rules and advised of his/her right to (a) receive five days notice of his/her scheduled testimony, (b) have up to two (2) adult support persons of his/her choosing present in the hearing at the time he/she testifies, which may include a parent, guardian, or legal counsel, and (c) elect to have the hearing closed while testifying.
2. The Charter School must also provide the victim a room separate from the hearing room for the complaining witness' use prior to and during breaks in testimony.
3. At the discretion of the Administrative Panel, the complaining witness shall be allowed periods of relief from examination and cross-examination during which he or she may leave the hearing room.
4. The Administrative Panel may also arrange the seating within the hearing room to facilitate a less intimidating environment for the complaining witness.
5. The Administrative Panel may also limit time for taking the testimony of the complaining witness to the hours he/she is normally in school, if there is no good cause to take the testimony during other hours.
6. Prior to a complaining witness testifying, the support persons must be admonished that the hearing is confidential. Nothing in the law precludes the person presiding over the hearing from removing a support person whom the presiding person finds is disrupting the hearing. The Administrative Panel may permit any one of the support persons for the complaining witness to accompany him or her to the witness stand.
7. If one or both of the support persons is also a witness, the Charter School must present evidence that the witness' presence is both desired by the witness and will be helpful to the Charter School. The person presiding over the hearing shall permit the witness to stay unless it is established that there is a substantial risk that the testimony of the complaining witness would be influenced by the support person, in which case the presiding official shall admonish the support person or persons not to prompt, sway, or influence the witness in any way. Nothing shall preclude the presiding officer from exercising his or her discretion to remove a person from the hearing whom he or she believes is prompting, swaying, or influencing the witness.
8. The testimony of the support person shall be presented before the testimony of the complaining witness and the complaining witness shall be excluded from the courtroom during that testimony.

9. Especially for charges involving sexual assault or battery, if the hearing is to be conducted in public at the request of the pupil being expelled, the complaining witness shall have the right to have his/her testimony heard in a closed session when testifying at a public meeting would threaten serious psychological harm to the complaining witness and there are no alternative procedures to avoid the threatened harm. The alternative procedures may include videotaped depositions or contemporaneous examination in another place communicated to the hearing room by means of closed-circuit television.

10. Evidence of specific instances of a complaining witness' prior sexual conduct is presumed inadmissible and shall not be heard absent a determination by the person conducting the hearing that extraordinary circumstances exist requiring the evidence be heard. Before such a determination regarding extraordinary circumstance can be made, the witness shall be provided notice and an opportunity to present opposition to the introduction of the evidence. In the hearing on the admissibility of the evidence, the complaining witness shall be entitled to be represented by a parent, legal counsel, or other support person. Reputation or opinion evidence regarding the sexual behavior of the complaining witness is not admissible for any purpose.

G. Record of Hearing

A record of the hearing shall be made and may be maintained by any means, including electronic recording, as long as a reasonably accurate and complete written transcription of the proceedings can be made.

H. Presentation of Evidence

While technical rules of evidence do not apply to expulsion hearings, evidence may be admitted and used as proof only if it is the kind of evidence on which reasonable persons can rely in the conduct of serious affairs. A determination by the Administrative Panel to expel must be supported by substantial evidence that the student committed an expellable offense. Findings of fact shall be based solely on the evidence at the hearing. While hearsay evidence is admissible, no decision to expel shall be based solely on hearsay. Sworn declarations may be admitted as testimony from witnesses of whom the Board or Administrative Panel determines that disclosure of their identity or testimony at the hearing may subject them to an unreasonable risk of physical or psychological harm.

If, due to a written request by the expelled pupil, the hearing is held at a public meeting, and the charge is committing or attempting to commit a sexual assault or committing a sexual battery as defined in Education Code Section 48900, a complaining witness shall have the right to have his or her testimony heard in a session closed to the public.

The decision of the Administrative Panel shall be in the form of written findings of fact.

If the Administrative Panel decides not to recommend expulsion, the pupil shall immediately be returned to his/her educational program.

I. Written Notice to Expel

The Executive Director or designee, following a decision of the Administrative Panel to expel, shall send written notice of the decision to expel, including the Administrative Panel's adopted findings of fact, to the student or parent/guardian. This notice shall also include the following: (a) Notice of the specific offense committed by the student; and (b) Notice of the student's or parent/guardian's obligation to inform any new district in which the student seeks to enroll of the student's status with the Charter School.

The Executive Director or designee shall send a copy of the written notice of the decision to expel to the authorizer. This notice shall include the following: (a) The student's name; and (b) The specific expellable offense committed by the student.

J. Disciplinary Records

The Charter School shall maintain records of all student suspensions and expulsions at the Charter School. Such records shall be made available to the authorizer upon request.

K. Right to Appeal

The pupil shall have the right to appeal an expulsion decision from the Administrative Panel to the Charter School Board. The Charter School Board's decision to expel shall be final.

L. Expelled Pupils/Alternative Education

Pupils who are expelled shall be responsible for seeking alternative education programs including, but not limited to, programs within the County or their school district of residence. The Charter School shall work cooperatively with parents/guardians as requested by parents/guardians or by the school district of residence to assist with locating alternative placements during expulsion.

M. Special Procedures for the Consideration of Suspension and Expulsion of Students with Disabilities

1. Notification of SELPA

The Charter School shall immediately notify the SELPA and coordinate the procedures in this policy with the SELPA of the discipline of any student with a disability or student who the Charter School or SELPA would be deemed to have knowledge that the student had a disability.

2. Services During Suspension

Students suspended for more than ten (10) school days in a school year shall continue to receive services so as to enable the student to continue to participate in the general education curriculum, although in another setting, and to progress toward meeting the goals set out in the child's IEP/504 Plan; and receive, as appropriate, a functional behavioral assessment and behavioral intervention services and modifications, that are designed to address the behavior violation so that it does not recur. These services may be

provided in an interim alternative educational setting.

3. Procedural Safeguards/Manifestation Determination

Within ten (10) school days of a recommendation for expulsion or any decision to change the placement of a child with a disability because of a violation of a code of student conduct, the Charter School, the parent, and relevant members of the IEP/504 Team shall review all relevant information in the student's file, including the child's IEP/504 Plan, any teacher observations, and any relevant information provided by the parents to determine:

- a. If the conduct in question was caused by, or had a direct and substantial relationship to, the child's disability; or
- b. If the conduct in question was the direct result of the local educational agency's failure to implement the IEP/504 Plan.

If the Charter School, the parent, and relevant members of the IEP/504 Team determine that either of the above is applicable for the child, the conduct shall be determined to be a manifestation of the child's disability.

If the Charter School, the parent, and relevant members of the IEP/504 Team make the determination that the conduct was a manifestation of the child's disability, the IEP/504 Team shall:

- a. Conduct a functional behavioral assessment and implement a behavioral intervention plan for such child, provided that the Charter School had not conducted such assessment prior to such determination before the behavior that resulted in a change in placement;
- b. If a behavioral intervention plan has been developed, review the behavioral intervention plan if the child already has such a behavioral intervention plan, and modify it, as necessary, to address the behavior; and
- c. Return the child to the placement from which the child was removed, unless the parent and the Charter School agree to a change of placement as part of the modification of the behavioral intervention plan.

If the Charter School, the parent, and relevant members of the IEP/504 Team determine that the behavior was not a manifestation of the student's disability and that the conduct in question was not a result of the failure to implement the IEP/504 Plan, then the Charter School may apply the relevant disciplinary procedures to children with disabilities in the same manner and for the same duration as the procedures would be applied to students without disabilities.

4. Due Process Appeals

The parent of a child with a disability who disagrees with any decision regarding placement, or the manifestation determination, or the Charter School believes that maintaining the current placement of the child is substantially likely to result in injury to the child or to others, may request an expedited administrative hearing through the Special Education Unit of the Office of Administrative Hearings or by utilizing the dispute provisions of the 504 Policy and Procedures.

When an appeal relating to the placement of the student or the manifestation determination has been requested by either the parent or the Charter School, the student shall remain in the interim alternative educational setting pending the decision of the hearing officer or until the expiration of the forty-five (45) day time period provided for in an interim alternative educational setting, whichever occurs first, unless the parent and the Charter School agree otherwise.

5. Special Circumstances

Charter School personnel may consider any unique circumstances on a case-by-case basis when determining whether to order a change in placement for a child with a disability who violates a code of student conduct.

The Executive Director or designee may remove a student to an interim alternative educational setting for not more than forty-five (45) days without regard to whether the behavior is determined to be a manifestation of the student's disability in cases where a student:

- a. Carries or possesses a weapon, as defined in 18 USC 930, to or at school, on school premises, or to or at a school function;
- b. Knowingly possesses or uses illegal drugs, or sells or solicits the sale of a controlled substance, while at school, on school premises, or at a school function; or
- c. Has inflicted serious bodily injury, as defined by 20 USC 1415(k)(7)(D), upon a person while at school, on school premises, or at a school function.

6. Interim Alternative Educational Setting

The student's interim alternative educational setting shall be determined by the student's IEP/504 Team.

7. Procedures for Students Not Yet Eligible for Special Education Services

A student who has not been identified as an individual with disabilities pursuant to IDEIA and who has violated the Charter School's disciplinary procedures may assert the procedural safeguards granted under this administrative regulation only if the Charter School had knowledge that the student was disabled before the behavior occurred.

The Charter School shall be deemed to have knowledge that the student had a disability if one of the following conditions exists:

- a. The parent/guardian has expressed concern in writing, or orally if the parent/guardian does not know how to write or has a disability that prevents a written statement, to Charter School supervisory or administrative personnel, or to one of the child's teachers, that the student is in need of special education or related services.
- b. The parent has requested an evaluation of the child.
- c. The child's teacher, or other Charter School personnel, has expressed specific concerns about a pattern of behavior demonstrated

by the child, directly to the director of special education or to other Charter School supervisory personnel.

If the Charter School knew or should have known the student had a disability under any of the three (3) circumstances described above, the student may assert any of the protections available to IDEIA- eligible children with disabilities, including the right to stay-put. If the Charter School had no basis for knowledge of the student's disability, it shall proceed with the proposed discipline. The Charter School shall conduct an expedited evaluation if requested by the parents; however the student shall remain in the education placement determined by the Charter School pending the results of the evaluation.

The Charter School shall not be deemed to have knowledge that the student had a disability if the parent has not allowed an evaluation, refused services, or if the student has been evaluated and determined to not be eligible.

(D) Procedures to Notify Teachers of Dangerous Pupils (EC 49079)

In order to fulfill the requirements made by Education Code 49079 and Welfare and Institutions Code 827 that state teachers must be notified of the reason(s) a student has been suspended. TEACH Public Schools has incorporated this notification into the existing "Attendance Reporting screen". On the daily attendance report, when a student is suspended, will show an "S" next to the students name. The teacher can access the suspension by looking at the student's discipline screen. The information provided is for the student's current teachers only. All information regarding suspension and expulsion is CONFIDENTIAL, is not to be shared with any student(s) or parent(s). Teachers are asked to secure the list so students and others may not view it.

Pursuant to Welfare & Institution Code 827(b) and Education Code 48267, the Court notifies the Superintendent of the Los Angeles Leadership Academy School District regarding students who have engaged in certain criminal conduct. This information is forwarded to the site Principal. The site Principal is responsible for prompt notification of the student's teachers. Per Education Code 49079, this information must be kept confidential. This information is also forwarded to all administrators and the student's counselor.

To: ALL CERTIFICATED STAFF From: Principal

Re: Student Suspension Information

Education Code 49079 and Welfare and Institutions Code 827 require that teachers be notified of the reason(s) a student has been suspended. TPS District has incorporated this notification into the existing "Attendance Reporting screen". On the daily attendance report, when a student is suspended, will show an "S" next to the students name. The teacher can access the suspension by looking at the student's discipline screen. The information provided is for the student's current teachers only. All information regarding suspension and expulsion is CONFIDENTIAL, is not to be shared with any student(s) or parent(s). Teachers are asked to secure the list so students and others may not view it.

The following are examples of Ed. Code 48900 and 48915 violations that may appear on your report.

E.C. 48900

(a)(1) Mutual fight (a)(2) Assault/Battery

(b) Possessed, sold or furnished dangerous object

(c) Controlled substance/alcohol

(d) Imitation controlled substance

(e) Robbery/extortion

(f) Vandalism

(g) Theft

(h) Tobacco/nicotine products

(i) Obscene act, habitual profanity/vulgarity

(j) Drug paraphernalia

(k) Disruptive/willfully defiant behavior (grades 4-12) (l) Received stolen property

(m) Imitation firearm

(n) Sexual assault or battery

(o) Harassed/threatened witness

(p) Sale of soma

(q) Hazing

(r) Bullying/cyberbullying

(t) Aiding and abetting

E.C. 48900.2 Sexual harassment (gr 4-12)

E.C. 48900.3 Hate violence(gr 4-12)

E.C. 48900.4 Severe or pervasive harassment, threats and intimidation (grades 4-12) E.C. 48900.7 Terrorist threats against school officials or property

E.C. 48915 (a)(1)(A) Serious physical injury

(a)(1)(B) Possession: knife or dangerous object (a)(1)(C) Controlled substance

(a)(1)(D) Robbery or extortion

(a)(1)(E) Assault/battery of school employee

E.C. 48915 (c)(1) Possessing, selling, furnishing firearm (c)(2) Brandishing a knife at another person

(c)(3) Selling a controlled substance

(c)(4) Committing or attempting to commit sexual assault or battery (c)(5) Possession of an explosive

If you have any questions or want more information, please see me.

(E) Sexual Harassment Policies (EC 212.6 [b])

Employee Prohibited Unlawful Sexual Harassment

TEACH Public Schools is committed to providing a workplace free of sexual harassment and considers such harassment to be a major offense, which may result in disciplinary action, upto, and including dismissal, of the offending employee.

Sexual harassment consists of sexual advances, request for sexual favors and other verbal or physical conduct of a sexual nature, regardless of whether or not the conduct is motivated by sexual desire, when: (1) submission to the conduct is either made explicitly or implicitly a term or condition of an individual's employment; (2) an employment decision is based upon an individual's acceptance or rejection of that conduct; (3) that conduct interferes with an individual's work performance or creates an intimidating, hostile or offensive working environment.

It is also unlawful to retaliate in any way against an employee who has articulated a good faith concern about sexual harassment against him or her or against another individual.

All supervisors of staff will receive sexual harassment training within six (6) months of their assumption of a supervisory position and will receive further training once every two (2) years thereafter. Such training will include information about the negative effects that abusive conduct has on both the victim of the conduct and others in the workplace, as well as methods to prevent abusive conduct undertaken with malice a reasonable person would find hostile, offensive, and unrelated to an employer's legitimate business interests. Abusive conduct includes but is not limited to repeated infliction of verbal abuse, such as the use of derogatory remarks, insults, and epithets, verbal or physical conduct that a reasonable person would find threatening, intimidating, or humiliating, or the gratuitous sabotage or undermining of a person's work performance. Supervisors shall also be trained on how to appropriately respond when the supervisor becomes aware that an employee is the target of unlawful harassment.

Other staff will receive sexual harassment training and/or instruction concerning sexual harassment in the workplace as required by law. Each employee has the responsibility to maintain a workplace free from any form of sexual harassment. Consequently, should any individual, in particular those with supervisory responsibilities, become aware of any conduct that may constitute sexual harassment or other prohibited behavior, immediate action should be taken to address such conduct. Any employee who believes they have been sexually harassed or has witnessed sexual harassment is encouraged to immediately report such harassment to the Executive Director. See Appendix A for the "Harassment Complaint Form." See Appendix B for the general "Complaint Form."

Sexual harassment may include, but is not limited to:

- Physical assaults of a sexual nature, such as:
- Rape, sexual battery, molestation or attempts to commit these assaults and
- Intentional physical conduct that is sexual in nature, such as touching, pinching, patting, grabbing, brushing against another's body, or poking another's body.
- Unwanted sexual advances, propositions or other sexual comments, such as: Sexually oriented gestures, notices, remarks, jokes, or comments about a person's sexuality or sexual experience.
- Preferential treatment or promises of preferential treatment to an employee for submitting to sexual conduct, including soliciting or attempting to solicit any employee to engage in sexual activity for compensation or reward or disparate treatment for rejecting sexual conduct.
- Subjecting or threats of subjecting an employee to unwelcome sexual attention or conduct or intentionally making performance of the employee's job more difficult because of the employee's sex.
- Sexual or discriminatory displays or publications anywhere at the workplace by employees, such as:
- Displaying pictures, cartoons, posters, calendars, graffiti, objections, promotional materials, reading materials, or other materials that are sexually suggestive, sexually demeaning or pornographic or bringing to work or possessing any such material to read, display or view at work.
- Reading publicly or otherwise publicizing in the work environment materials that are in any way sexually revealing, sexually suggestive, sexually demeaning or pornographic; and

- Displaying signs or other materials purporting to segregate an employee by sex in an area of the workplace (other than restrooms or similar rooms).

The illustrations of harassment and sexual harassment above are not to be construed as an all inclusive list of prohibited acts under this policy. Moreover, please note that while in most situations a personal relationship is a private matter, these relationships are not appropriate in a professional setting, particularly where one of the parties has management or supervisory responsibilities. As such, consensual relationships in the workplace may violate TPS policy.

Complainants and witnesses under these policies will be protected from further harassment and will not be retaliated against in any aspect of their employment due to their participation in an investigation, filing of a complaint, or reporting harassment. TPS will investigate complaints promptly and provide a written report of the investigation and decision as soon as practicable. The investigation will be handled in as confidential a manner as possible consistent with a full, fair, and proper investigation. TPS is committed to remediating any instances where investigation findings demonstrate unlawful harassment has occurred.

Following exhaustion of the TPS complaint procedures outlined herein, employees who believe they have been harassed or discriminated against may contact state or federal agencies to file a complaint. Employees who wish to contact the California Department of Fair Employment and Housing ("DFEH") may do so by calling (800) 884-1684 (or, TTY, (800) 700-2320). For more information about or from the DFEH, visit www.dfeh.ca.gov or you can contact the Fair Employment Housing Commission at www.fehc.ca.gov. Employees who wish to contact the U.S. Equal Employment Opportunity Commission ("EEOC") may do so by calling (800) 669-4000 (or, TTY, (800) 669-6820). For more information about or from the EEOC, visit www.eeoc.gov. Both the DFEH and EEOC will investigate complaints of discrimination or harassment, and may attempt to resolve such complaints either by prosecuting, conciliating or settling the matter on the employee's behalf. TPS will not retaliate against any employee who files a complaint with, or otherwise participates in an investigation, proceeding or hearing conducted by, the DFEH or EEOC.

Student Unwanted Sexual Harassment Includes unwelcome sexual advances and other verbal or physical conduct of a sexual nature when any or all of the following occurs:

1. Submission to such conduct is made either explicitly or implicitly a term or condition of a student's academic status or progress.
2. Submission to or rejection of such conduct by a student is used as the basis of academic decisions affecting the individual.
3. Such conduct has the purpose or effect of unreasonably interfering with the individual's academic performance or creating an intimidating, hostile or offensive educational environment.

It is the responsibility of TEACH Public Schools to:

1. Implement this policy through regular meetings with all administrators, ensuring that they understand the policy and its importance;
2. Make all faculty, staff, students, and parents aware of this policy and the commitment of the school toward its strict enforcement;
3. Remain watchful for conditions that create or may lead to a hostile or offensive school environment;
4. Establish practices designed to create a school environment free from discrimination, intimidation, or harassment.

It is the responsibility of the student to:

1. Conduct herself/himself in a manner, which contributes to a positive school environment;
2. Avoid any activity that may be considered discriminatory, intimidating, or harassing;
3. Consider immediately informing anyone harassing him/her that the behavior is offensive and unwelcome.
4. Report all incidents of discrimination or harassment to the Principal;
5. If informed he/she is perceived as engaging in discriminatory, intimidating, harassing or unwelcome conduct, to discontinue that conduct immediately.

Complaint filing and investigation procedures

The following procedures must be followed for filing and investigating a harassment claim:

1. The student may first choose to tell the individual causing the harassment that his/her conduct is offensive and must stop. If the objectionable behavior does not cease immediately, the student must report the harassment to the Principal.
2. The student alleging harassment will be asked to complete a formal, written complaint. The claim will be investigated thoroughly, involving only the necessary parties. Confidentiality will be maintained as much as possible.
3. The investigation will include a meeting with the person alleged to have harassed, sharing with that person the nature of the allegations as well as the name of the person bringing the allegations. If appropriate, the alleged harasser will be placed on administrative leave during the course of the investigation.
4. Once the facts of the case have been gathered, the Principal, in consultation with the Superintendent, will decide what, if any,

disciplinary action is warranted. The disciplinary action will relate to the nature, context, and seriousness of the harassment and can include all disciplinary actions up to and including immediate expulsion or termination.

5. If the complaint is against a non-employee or non-student, such as a parent, volunteer, or vendor, the school will take steps, within its power, to investigate and eliminate the problem.

(F) School-wide Dress Code Relating to Gang-Related Apparel (EC 35183)

At TEACH Public Schools, employees come into frequent contact with the public. Courtesy, tact, and helpfulness are expected in order to reinforce the positive reputation TPS employees have worked hard to establish. Furthermore, in interactions with or in the presence of students, employees are required to speak and interact appropriately.

You must refrain from using cell phones in classrooms or in plain view unless during an approved break or conference period and you should not conduct personal business during the school day.

As students are asked to wear a uniform to communicate their academic seriousness, employees are likewise expected to dress in an appropriate manner that is suitable for their working conditions. appearance must project a professional appearance that sets a tone for an environment in which learning is expected to take place and in which the public is welcomed. You are expected to use good taste and maintain good personal hygiene. Determination of appropriateness of attire will be made by the school Principal.

(G) Procedure for Safe Ingress and Egress of Pupils, Parents, and Staff to and from School (EC 35294.2)

During normal school hours our school has one walking entry gate (Western Avenue). Students may arrive at the primary school and middle school at 7:30 am. Students may arrive at school as early as 7AM. Official arrival time for the school is 7:55. Students will go into the first floor or Multi-Purpose room (with supervision) to wait prior to the start of the school day.

The assistant principal or designee and support staff will supervise the front of the school and first floor after morning arrival to make sure all students are either with their teacher or a substitute. The instructional day continues as scheduled.

The school day ends at 3:05 pm on Mondays, Tuesdays, Thursdays and Fridays. On Wednesdays school dismissal is at 1:00 pm for staff meeting or professional development. The Minimum Day schedule is the same as the Thursday schedule.

For the high school the regular school day ends at 3:05 on Monday, Tuesday, Thursday, and Friday. On Thursdays dismissal is at 1:00. All staff members and parent volunteers monitor the safe exit of students. The 5th-8th grade students will exit through the Western Ave. gate (front of the school), For the 7th and 8th grades, all students exit via the front gate (Western) and are supervised for safe passage by the school security personnel and the assistant principal or designee.

Strategies and procedures were developed to ensure the safe ingress/egress of students, school employees, parents, volunteers and visitors.

- Visitors must sign in and secure a Visitor's Pass from the school office before entering the campus. They must sign out when leaving.
- Students leaving early must be signed out by parents/guardians or someone listed on the student's emergency card.
- Walkie-Talkies assigned to designated staff will be operational throughout the day.

(H) A Safe and Orderly School Environment Conducive to Learning (EC 35294.2)

Component:

Create and maintain a caring and connected school climate

Element:

Goal(s): To Increase Parent involvement at TEACH Public Schools

Opportunity for Improvement:

Objective: Provide opportunities for parents to become involved with the school culture and community

Objectives	Action Steps	Resources	Lead Person	Evaluation
Objective: Provide opportunities for parents to become involved with the school culture and community	Coffee with the Principal - Monthly	Continental Breakfast	Person(s) responsible for implementation: Parent Coordinator/Student Service Center Personnel, Administration	Surveys
	Parent workshops - Monthly	Varies by workshop	Person(s) responsible for implementation: Parent Coordinator/Student Service Center Personnel, Administration	Surveys
	Volunteer Opportunities	Safety Vests, badges	Person(s) responsible for implementation: Parent Coordinator/Student Service Center Personnel, Administration	Surveys

Component:

Create and maintain a caring and connected school climate

Element:

Goal(s): Increase supervision in order to maintain a safe campus

Opportunity for Improvement:

Objective: Increase the number of staff who supervise student during nutrition, lunch, and passing periods

Objectives	Action Steps	Resources	Lead Person	Evaluation
Objective: Increase the number of staff who supervise student during nutrition, lunch, and passing periods	Related Activities: Supervision of hallways, front of school and courtyard	Faculty and Staff	Person(s) responsible for implementation: Parent Coordinator/Student Success Center Staff, Administration	Evaluation guidelines: School Safety Survey

Component:

Element:

Opportunity for Improvement:

Objectives	Action Steps	Resources	Lead Person	Evaluation

(I) School Discipline Rules and Consequences (EC 35291 and EC 35291.5)

TEACH Academy of Technologies Student Conduct Code

Conduct Code Procedures

“The procedures by which pupils can be suspended or expelled.” (Ed. Code § 47605(b)(5)(J).) **GENERAL PROVISIONS**

Charter School shall provide due process for all students, including adequate and timely notice to parents/guardians and students of the grounds for all suspension and expulsion recommendations and decisions and their due process rights regarding suspension and expulsion, including rights of appeal.

Charter School shall ensure that its policies and procedures regarding suspension and expulsion will be periodically reviewed, and modified as necessary, in order to conform to changes in state law.

Charter School shall ensure that its staff is knowledgeable about and complies with the District’s Discipline Foundation Policy and/or current equivalent policy, as required by the Modified Consent Decree. Charter School shall comply with the terms of the School Discipline Policy and School Climate Bill of Rights resolution adopted by the LAUSD Board of Education on May 6, 2013.

Charter School shall be responsible for the appropriate interim placement of students during and pending the completion of Charter School’s student expulsion process and shall facilitate the post- expulsion placement of expelled students.

Charter School shall document and implement the alternatives to suspension and expulsion that Charter School utilizes in response to attendance-related concerns, e.g. truancy or excessive tardiness.

STUDENTS WITH DISABILITIES

Charter School shall establish and implement policies and procedures to ensure full compliance with federal and state laws and regulations regarding the discipline of students with disabilities. If a student is recommended for expulsion and the student receives or is eligible for special education, Charter School shall identify and provide special education programs and services at an appropriate interim educational placement, pending the completion of the expulsion process, to be coordinated with the LAUSD Special Education Service Center.

In the case of a student who has an Individualized Education Program (“IEP”), or a student who has a 504 Plan, Charter School shall ensure that it follows correct disciplinary procedures to comply with the mandates of state and federal laws, including IDEA and Section 504 of the Rehabilitation Plan of 1973. As set forth in the MOU regarding special education between the District and Charter School, an IEP team will meet to conduct a manifestation determination and to discuss alternative placement utilizing the District’s Special Education Policies and Procedures Manual. Prior to recommending expulsion for a student with a 504 Plan, Charter School’s administrator will convene a Link Determination meeting to ask the following two questions:

A. Was the misconduct caused by, or directly and substantially related to the student’s disability? B. Was the misconduct a direct result of the Charter School’s failure to implement 504?

NOTIFICATION OF THE DISTRICT

Upon expelling any student, Charter School shall notify the Charter Schools Division by submitting an expulsion packet to the CSD immediately or as soon as practicable, which shall contain:

- Completed “Notification of Charter School Expulsion” [form available from the CSD website or office], including attachments as required on the form
- Documentation of the expulsion proceeding, including statement of specific facts supporting the expulsion and documentation that Charter School’s policies and procedures were followed
- Copy of parental notice of expulsion hearing
- Copy of expulsion notice provided to parent stating reason for expulsion, term of expulsion, rehabilitation plan, reinstatement notice with eligibility date and instructions for providing proof of student’s compliance for reinstatement, appeal process, and options for enrollment
 - If the student is eligible for Special Education, documentation related to expulsion in compliance with IDEA and the MCD, including the Expulsion Analysis page of the pre-expulsion IEP
 - If the student is eligible for Section 504 accommodations, documentation that Charter School

conducted a Link Determination meeting to address two questions:

A. Was the misconduct caused by, or directly and substantially related to the student's disability?

B. Was the misconduct a direct result of Charter School's failure to implement 504 Plan?

Notwithstanding the documentation sent to the Charter Schools Division as indicated above, if the student is a resident of a school district other than LAUSD, Charter School must notify the superintendent of the student's district of residence within 30 days of the expulsion. Additionally, upon request of the receiving school district, Charter School shall forward student records no later than 10 school days from the date of the request as stated in Education Code section 49068 (a) and (b).

OUTCOME DATA

Charter School shall gather and maintain all data related to placement, tracking, and monitoring of student suspensions, expulsions, and reinstatements, and make such outcome data readily available to the District upon request.

REHABILITATION PLANS

Pupils who are expelled from Charter School shall be given a rehabilitation plan upon expulsion as developed by Charter School's governing board at the time of the expulsion order, which may include, but is not limited to, periodic review as well as assessment at the time of review for readmission. Terms of expulsion should be reasonable and fair with the weight of the expelling offense taken into consideration when determining the length of expulsion. Therefore, the rehabilitation plan should include a date not later than one (1) year from the date of expulsion when the pupil may apply to Charter School for readmission. Charter School shall inform parents in writing of its processes for reinstatement and applying for expungement of the expulsion record.

READMISSION

Charter School's governing board shall adopt rules establishing a procedure for the filing and processing of requests for readmission and the process for the required review of all expelled pupils for readmission. Upon completion of the readmission process, Charter School's governing board shall readmit the pupil, unless Charter School's governing board makes a finding that the pupil has not met the conditions of the rehabilitation plan or continues to pose a danger to campus safety. A description of the procedure shall be made available to the pupil and the pupil's parent or guardian at the time the expulsion order is entered and the decision of the governing board, including any related findings, must be provided to the pupil and the pupil's parent/guardian within a reasonable time.

REINSTATEMENT

Charter School's governing board shall adopt rules establishing a procedure for processing reinstatements, including the review of documents regarding the rehabilitation plan. Charter School is responsible for reinstating the student upon the conclusion of the expulsion period in a timely manner.

GUN-FREE SCHOOLS ACT

Charter School shall comply with the federal Gun-Free Schools Act.

This Pupil Suspension and Expulsion Policy has been established in order to promote learning and protect the safety and well being of all students at the Charter School. In creating this policy, the Charter School has reviewed Education Code Section 48900 et seq., which describes the noncharter schools' list of offenses and procedures, to establish its list of offenses and procedures for suspensions and expulsions. The language that follows closely mirrors the language of Education Code Section 48900 et seq. The Charter School is committed to annual review of policies and procedures surrounding suspensions and expulsions and, as necessary, modification of the lists of offenses for which students are subject to suspension or expulsion.

When the Policy is violated, it may be necessary to suspend or expel a student from regular classroom instruction. This policy shall serve as the Charter School's policy and procedures for student suspension and expulsion and it may be amended from time to time without the need to amend the charter so long as the amendments comport with legal requirements. Charter School staff shall enforce disciplinary rules and procedures fairly and consistently among all students. This Policy and its Procedures will be printed and distributed as part of the Student Handbook and will clearly describe discipline expectations. Corporal punishment shall not be used as a disciplinary measure against any student. Corporal punishment includes the willful infliction of or willfully causing the infliction of physical pain on a student. For purposes of the Policy, corporal punishment does not include an employee's use of force that is reasonable and necessary to protect the employee, students, staff or other persons or to prevent damage to school property. The Charter School administration shall ensure that students and their parents/guardians are notified in writing upon enrollment of all discipline policies and procedures. The notice shall state that this Policy and Procedures are available on request at the Executive Director's office.

Suspended or expelled students shall be excluded from all school and school-related activities unless otherwise agreed during the period of suspension or expulsion.

A. Grounds for Suspension and Expulsion of Students

A student may be suspended or expelled for prohibited misconduct if the act is related to school activity or school attendance occurring at anytime including but not limited to: a) while on school grounds; b) while going to or coming from school; c) during the lunch period, whether on or off the school campus; d) during, going to, or coming from a school-sponsored activity.

B. Enumerated Offenses

1. Discretionary Suspension Offenses. Students may be suspended for any of the following acts when it is determined the pupil:

- a) Caused, attempted to cause, or threatened to cause physical injury to another person.
- b) Willfully used force or violence upon the person of another, except self-defense.
- c) Unlawfully possessed, used, sold or otherwise furnished, or was under the influence of any controlled substance, as defined in Health and Safety Code 11053-11058, alcoholic beverage, or intoxicant of any kind.
- d) Unlawfully offered, arranged, or negotiated to sell any controlled substance as defined in Health and Safety Code Sections 11053-11058, alcoholic beverage or intoxicant of any kind, and then sold, delivered or otherwise furnished to any person another liquid substance or material and represented same as controlled substance, alcoholic beverage or intoxicant.
- e) Committed or attempted to commit robbery or extortion.
- f) Caused or attempted to cause damage to school property or private property.
- g) Stole or attempted to steal school property or private property.
- h) Possessed or used tobacco or products containing tobacco or nicotine products, including but not limited to cigars, cigarettes, miniature cigars, clove cigarettes, smokeless tobacco, snuff, chew packets and betel. This section does not prohibit the use of his or her own prescription products by a pupil.
- i) Committed an obscene act or engaged in habitual profanity or vulgarity.
- j) Unlawfully possessed or unlawfully offered, arranged, or negotiated to sell any drug paraphernalia, as defined in Health and Safety Code Section 11014.5.
- k) Disrupted school activities or otherwise willfully defied the valid authority of supervisors, teachers, administrators, other school officials, or other school personnel engaged in the performance of their duties.
- l) Knowingly received stolen school property or private property.
- m) Possessed an imitation firearm, i.e.: a replica of a firearm that is so substantially similar in physical properties to an existing firearm as to lead a reasonable person to conclude that the replica is a firearm.
- n) Committed or attempted to commit a sexual assault as defined in Penal Code Sections 261, 266c, 286, 288, 288a or 289, or committed a sexual battery as defined in Penal Code Section 243.4.
- o) Harassed, threatened, or intimidated a student who is a complaining witness or witness in a school disciplinary proceeding for the purpose of preventing that student from being a witness and/or retaliating against that student for being a witness.
- p) Unlawfully offered, arranged to sell, negotiated to sell, or sold the prescription drug Soma.
- q) Engaged in, or attempted to engage in hazing. For the purposes of this subdivision, "hazing" means a method of initiation or preinitiation into a pupil organization or body, whether or not the organization or body is officially recognized by an educational institution, which is likely to cause serious bodily injury or personal degradation or disgrace resulting in physical or mental harm to a former, current, or prospective pupil. For purposes of this section, "hazing" does not include athletic events or school-sanctioned events.
- r) Made terroristic threats against school officials and/or school property. For purposes of this section, "terroristic threat" shall include any statement, whether written or oral, by a person who willfully threatens to commit a crime which will result in death, great bodily injury to another person, or property damage in excess of one thousand dollars (\$1,000), with the specific intent that the statement is to be taken as a threat, even if there is no intent of actually carrying it out, which, on its face and under the circumstances in which it is made, is so unequivocal, unconditional, immediate, and specific as to convey to the person threatened, a gravity of purpose and an immediate prospect of execution of the threat, and thereby causes that person reasonably to be in sustained fear for his or her own safety or for his or her immediate family's safety, or for the protection of school property, or the personal property of the person threatened or his or her immediate family.
- s) Committed sexual harassment, as defined in Education Code Section 212.5. For the purposes of this section, the conduct described in Section 212.5 must be considered by a reasonable person of the same gender as the victim to be sufficiently severe or pervasive to have a negative impact upon the individual's academic performance or to create an intimidating, hostile, or offensive educational environment. This section shall apply to pupils in any of grades 4 to 12, inclusive.
- t) Caused, attempted to cause, threatened to cause or participated in an act of hate violence, as defined in subdivision (e) of Section 233 of the Education Code. This section shall apply to pupils in any of grades 4 to 12, inclusive.
- u) Intentionally harassed, threatened or intimidated a student or group of students to the extent of having the actual and reasonably expected effect of materially disrupting class work, creating substantial disorder and invading student rights by creating an intimidating or hostile educational environment. This section shall apply to pupils in any of grades 4 to 12, inclusive.
- v) Engaged in an act of bullying, including, but not limited to, bullying committed by means of an electronic act.

1. "Bullying" means any severe or pervasive physical or verbal act or conduct, including communications made in writing or by means of an electronic act, and including one or more acts committed by a student or group of students which would be deemed hate violence or harassment, threats, or intimidation, which are directed toward one or more students that has or can be reasonably predicted to have the effect of one or more of the following:
 - i. Placing a reasonable student (defined as a student, including, but is not limited to, a student with exceptional needs, who exercises average care, skill, and judgment in conduct for a person of his or her age, or for a person of his or her age with exceptional needs) or students in fear of harm to that student's or those students' person or property.
 - ii. Causing a reasonable student to experience a substantially detrimental effect on his or her physical or mental health.
 - iii. Causing a reasonable student to experience substantial interference with his or her academic performance.
 - iv. Causing a reasonable student to experience substantial interference with his or her ability to participate in or benefit from the services, activities, or privileges provided by the Charter School.
- 2) "Electronic Act" means the creation and transmission originated on or off the schoolsite, by means of an electronic device, including, but not limited to, a telephone, wireless telephone, or other wireless communication device, computer, or pager, of a communication, including, but not limited to, any of the following:
 - i. A message, text, sound, or image.
 - ii. A post on a social network Internet Web site including, but not limited to:
 - a) Posting to or creating a burn page. A "burn page" means an Internet Web site created for the purpose of having one or more of the effects as listed in subparagraph (1) above.
 - b) Creating a credible impersonation of another actual pupil for the purpose of having one or more of the effects listed in subparagraph (1) above. "Credible impersonation" means to knowingly and without consent impersonate a pupil for the purpose of bullying the pupil and such that another pupil would reasonably believe, or has reasonably believed, that the pupil was or is the pupil who was impersonated.
 - c) Creating a false profile for the purpose of having one or more of the effects listed in subparagraph (1) above. "False profile" means a profile of a fictitious pupil or a profile using the likeness or attributes of an actual pupil other than the pupil who created the false profile.
 - iii. Notwithstanding subparagraphs (1) and (2) above, an electronic act shall not constitute pervasive conduct solely on the basis that it has been transmitted on the Internet or is currently posted on the Internet.
 - w) A pupil who aids or abets, as defined in Section 31 of the Penal Code, the infliction or attempted infliction of physical injury to another person may be subject to suspension, but not expulsion, except that a pupil who has been adjudged by a juvenile court to have committed, as an aider and abettor, a crime of physical violence in which the victim suffered great bodily injury or serious bodily injury shall be subject to discipline pursuant to subdivision (1).
 - x) Possessed, sold, or otherwise furnished any knife unless, in the case of possession of any object of this type, the student had obtained written permission to possess the item from a certificated school employee, with the Executive Director or designee's concurrence.
2. Non-Discretionary Suspension Offenses: Students must be suspended and recommended for expulsion for any of the following acts when it is determined the pupil:
 - a) Possessed, sold, or otherwise furnished any firearm, explosive, or other dangerous object unless, in the case of possession of any object of this type, the students had obtained written permission to possess the item from a certificated school employee, with the Executive Director or designee's concurrence.
3. Discretionary Expellable Offenses: Students may be recommended for expulsion for any of the following acts when it is determined the pupil:
 - a) Caused, attempted to cause, or threatened to cause physical injury to another person.
 - b) Willfully used force or violence upon the person of another, except self-defense.
 - c) Unlawfully possessed, used, sold or otherwise furnished, or was under the influence of any controlled substance, as defined in Health and Safety Code Sections 11053-11058, alcoholic beverage, or intoxicant of any kind.
 - d) Unlawfully offered, arranged, or negotiated to sell any controlled substance as defined in Health and Safety Code Sections 11053-11058, alcoholic beverage or intoxicant of any kind, and then sold, delivered or otherwise furnished to any person another liquid substance or material and represented same as controlled substance, alcoholic beverage or intoxicant.
 - e) Committed or attempted to commit robbery or extortion.
 - f) Caused or attempted to cause damage to school property or private property.
 - g) Stole or attempted to steal school property or private property.
 - h) Possessed or used tobacco or products containing tobacco or nicotine products, including but not limited to cigars, cigarettes, miniature cigars, clove cigarettes, smokeless tobacco, snuff, chew packets and betel. This section does not prohibit the use of his or her own prescription products by a pupil.
 - i) Committed an obscene act or engaged in habitual profanity or vulgarity.
 - j) Unlawfully possessed or unlawfully offered, arranged, or negotiated to sell any drug paraphernalia, as defined in Health and Safety

Code Section 11014.5.

- k) Disrupted school activities or otherwise willfully defied the valid authority of supervisors, teachers, administrators, other school officials, or other school personnel engaged in the performance of their duties.
 - l) Knowingly received stolen school property or private property.
 - m) Possessed an imitation firearm, i.e.: a replica of a firearm that is so substantially similar in physical properties to an existing firearm as to lead a reasonable person to conclude that the replica is a firearm.
 - n) Committed or attempted to commit a sexual assault as defined in Penal Code Sections 261, 266c, 286, 288, 288a or 289, or committed a sexual battery as defined in Penal Code Section 243.4.
 - o) Harassed, threatened, or intimidated a student who is a complaining witness or witness in a school disciplinary proceeding for the purpose of preventing that student from being a witness and/or retaliating against that student for being a witness.
 - p) Unlawfully offered, arranged to sell, negotiated to sell, or sold the prescription drug Soma.
 - q) Engaged in, or attempted to engage in hazing. For the purposes of this subdivision, "hazing" means a method of initiation or preinitiation into a pupil organization or body, whether or not the organization or body is officially recognized by an educational institution, which is likely to cause serious bodily injury or personal degradation or disgrace resulting in physical or mental harm to a former, current, or prospective pupil. For purposes of this section, "hazing" does not include athletic events or school-sanctioned events.
 - r) Made terroristic threats against school officials and/or school property. For purposes of this section, "terroristic threat" shall include any statement, whether written or oral, by a person who willfully threatens to commit a crime which will result in death, great bodily injury to another person, or property damage in excess of one thousand dollars (\$1,000), with the specific intent that the statement is to be taken as a threat, even if there is no intent of actually carrying it out, which, on its face and under the circumstances in which it is made, is so unequivocal, unconditional, immediate, and specific as to convey to the person threatened, a gravity of purpose and an immediate prospect of execution of the threat, and thereby causes that person reasonably to be in sustained fear for his or her own safety or for his or her immediate family's safety, or for the protection of school property, or the personal property of the person threatened or his or her immediate family.
 - s) Committed sexual harassment, as defined in Education Code Section 212.5. For the purposes of this section, the conduct described in Section 212.5 must be considered by a reasonable person of the same gender as the victim to be sufficiently severe or pervasive to have a negative impact upon the individual's academic performance or to create an intimidating, hostile, or offensive educational environment. This section shall apply to pupils in any of grades 4 to 12, inclusive.
 - t) Caused, attempted to cause, threatened to cause or participated in an act of hate violence, as defined in subdivision (e) of Section 233 of the Education Code. This section shall apply to pupils in any of grades 4 to 12, inclusive.
 - u) Intentionally harassed, threatened or intimidated a student or group of students to the extent of having the actual and reasonably expected effect of materially disrupting class work, creating substantial disorder and invading student rights by creating an intimidating or hostile educational environment. This section shall apply to pupils in any of grades 4 to 12, inclusive.
 - v) Engaged in an act of bullying, including, but not limited to, bullying committed by means of an electronic act.
 - 1) "Bullying" means any severe or pervasive physical or verbal act or conduct, including communications made in writing or by means of an electronic act, and including one or more acts committed by a student or group of students which would be deemed hate violence or harassment, threats, or intimidation, which are directed toward one or more students that has or can be reasonably predicted to have the effect of one or more of the following:
 - i. Placing a reasonable student (defined as a student, including, but is not limited to, a student with exceptional needs, who exercises average care, skill, and judgment in conduct for a person of his or her age, or for a person of his or her age with exceptional needs) or students in fear of harm to that student's or those students' person or property.
 - ii. Causing a reasonable student to experience a substantially detrimental effect on his or her physical or mental health.
 - iii. Causing a reasonable student to experience substantial interference with his or her academic performance.
 - iv. Causing a reasonable student to experience substantial interference with his or her ability to participate in or benefit from the services, activities, or privileges provided by the Charter School.
 - 2) "Electronic Act" means the creation and transmission originated on or off the schoolsite, by means of an electronic device, including, but not limited to, a telephone, wireless telephone, or other wireless communication device, computer, or pager, of a communication, including, but not limited to, any of the following:
 - ii.
 - i. A message, text, sound, or image.
- A post on a social network Internet Web site including, but not limited to:
- (a) Posting to or creating a burn page. A "burn page" means an Internet Web site created for the purpose of having one or more of the effects as listed in subparagraph (1) above.
 - (b) Creating a credible impersonation of another actual pupil for the purpose of having one or more of the effects listed in subparagraph (1) above. "Credible impersonation" means to knowingly and without consent impersonate a pupil for the purpose of bullying the pupil and such that another pupil would reasonably believe, or has reasonably believed, that the pupil was or is the

pupil who was impersonated.

(c) Creating a false profile for the purpose of having one or more of the effects listed in subparagraph (1) above. "False profile" means a profile of a fictitious pupil or a profile using the likeness or attributes of an actual pupil other than the pupil who created the false profile.

iii. Notwithstanding subparagraphs (1) and (2) above, an electronic act shall not constitute pervasive conduct solely on the basis that it has been transmitted on the Internet or is currently posted on the Internet.

w) A pupil who aids or abets, as defined in Section 31 of the Penal Code, the infliction or attempted infliction of physical injury to another person may be subject to suspension, but not expulsion, except that a pupil who has been adjudged by a juvenile court to have committed, as an aider and abettor, a crime of physical violence in which the victim suffered great bodily injury or serious bodily injury shall be subject to discipline pursuant to subdivision (1).

x) Possessed, sold, or otherwise furnished any knife unless, in the case of possession of any object of this type, the student had obtained written permission to possess the item from a certificated school employee, with the Executive Director or designee's concurrence.

4. Non-Discretionary Expellable Offenses: Students must be recommended for expulsion for any of the following acts when it is determined pursuant to the procedures below that the pupil:

a) Possessed, sold, or otherwise furnished any firearm, explosive, or other dangerous object unless, in the case of possession of any object of this type, the students had obtained written permission to possess the item from a certificated school employee, with the Executive Director or designee's concurrence.

If it is determined by the Board of Directors that a student has brought a fire arm or destructive device, as defined in Section 921 of Title 18 of the United States Code, on to campus or to have possessed a firearm or dangerous device on campus, the student shall be expelled for one year, pursuant to the Federal Gun Free Schools Act of 1994.

The term "firearm" means (A) any weapon (including a starter gun) which will or is designed to or may readily be converted to expel a projectile by the action of an explosive; (B) the frame or receiver of any such weapon; (C) any firearm muffler or firearm silencer; or (D) any destructive device. Such term does not include an antique firearm.

The term "destructive device" means (A) any explosive, incendiary, or poison gas, including but not limited to: (i) bomb, (ii) grenade, (iii) rocket having a propellant charge of more than four ounces, (iv) missile having an explosive or incendiary charge of more than one-quarter ounce, (v) mine, or (vi) device similar to any of the devices described in the preceding clauses.

C. Suspension Procedure

Suspensions shall be initiated according to the following procedures: 1. Conference

Suspension shall be preceded, if possible, by a conference conducted by the Executive Director or the Executive Director's designee with the student and his or her parent and, whenever practical, the teacher, supervisor or Charter School employee who referred the student to the Executive Director or designee.

The conference may be omitted if the Executive Director or designee determines that an emergency situation exists. An "emergency situation" involves a clear and present danger to the lives, safety or health of students or Charter School personnel. If a student is suspended without this conference, both the parent/guardian and student shall be notified of the student's right to return to school for the purpose of a conference.

At the conference, the pupil shall be informed of the reason for the disciplinary action and the evidence against him or her and shall be given the opportunity to present his or her version and evidence in his or her defense. This conference shall be held within two school days of when the student was suspended, unless the pupil waives this right or is physically unable to attend for any reason including, but not limited to, incarceration or hospitalization. No penalties may

be imposed on a pupil for failure of the pupil's parent or guardian to attend a conference with Charter School officials.

Reinstatement of the suspended pupil shall not be contingent upon attendance by the pupil's parent or guardian at the conference.

2. Notice to Parents/Guardians

At the time of the suspension, an administrator or designee shall make a reasonable effort to contact the parent/guardian by telephone or in person. Whenever a student is suspended, the parent/guardian shall be notified in writing of the suspension and the date of return following suspension. This notice shall state the specific offense committed by the student. In addition, the notice may also state the date and time when the student may return to school. If Charter School officials wish to ask the parent/guardian to confer regarding matters pertinent to the suspension, the notice may request that the parent/guardian respond to such requests without delay.

3. Suspension Time Limits/Recommendation for Expulsion

Suspensions, when not including a recommendation for expulsion, shall not exceed five (5) consecutive school days per suspension. Upon a recommendation of expulsion by the Executive Director or Executive Director's designee, the pupil and the pupil's guardian or representative will be invited to a conference to determine if the suspension for the pupil should be extended pending an expulsion hearing. This determination will be made by the Executive Director or designee upon either of the following: 1) the pupil's presence will be disruptive to the education process; or 2) the pupil poses a threat or danger to others. Upon either determination, the pupil's suspension will be extended pending the results of an expulsion hearing. The student will have the opportunity, at the

discretion of the Executive Director and/or the classroom teacher, to complete instructional activities missed due to his or her suspension and will be able to communicate with designated school staff for any questions and for evaluation of work.

D. Authority to Expel

A student may be expelled by an Administrative Panel following a hearing before it, and preceded by recommendation from the Executive Director. The Administrative Panel shall consist of at least three members who are certificated employees and neither a teacher of the pupil or a Board member of the Charter School's governing board. The Charter School's Board will appoint an Administrative Panel. The Administrative Panel may expel any student found to have committed an expellable offense.

A student and his or her parents may appeal an expulsion decision by the Administrative Panel to the Charter School's Board, which will make the final determination.

E. Expulsion Procedures

Students recommended for expulsion are entitled to a hearing to determine whether the student should be expelled. If requested by the student, and unless postponed for good cause, the hearing shall be held within thirty (30) school days after the Executive Director or designee determines that the student has committed an expellable offense and recommends the student for expulsion. The Administrative Panel will hold a hearing on the case, and will make a determination whether to expel. The hearing shall be held in closed session (complying with all pupil confidentiality rules under FERPA) unless the student makes a written request for a public hearing three (3) days prior to the hearing.

Written notice of the hearing shall be forwarded to the student and the student's parent/guardian at least ten (10) calendar days before the date of the hearing. Upon mailing the notice, it shall be deemed served upon the pupil. The notice shall include:

1. The date and place of the expulsion hearing;
2. A statement of the specific facts, charges and offenses upon which the proposed expulsion is based;
3. A copy of the Charter School's disciplinary rules which relate to the alleged violation;
4. Notification of the student's or parent/guardian's obligation to provide information about the student's status at the Charter School to any other school district or school to which the student seeks enrollment;
5. The opportunity for the student or the student's parent/guardian to appear in person or to employ and be represented by counsel or a non-attorney advisor;
6. The right to inspect and obtain copies of all documents to be used at the hearing;
7. The opportunity to confront and question all witnesses who testify at the hearing;
8. The opportunity to question all evidence presented and to present oral and documentary evidence on the student's behalf including witnesses.

F. Special Procedures for Expulsion Hearings Involving Sexual Assault or Battery Offenses

The Charter School may, upon a finding of good cause, determine that the disclosure of either the identity of the witness or the testimony of that witness at the hearing, or both, would subject the witness to an unreasonable risk of psychological or physical harm. Upon this determination, the testimony of the witness may be presented at the hearing in the form of sworn declarations that shall be examined only by the Charter School or the hearing officer. Copies of these sworn declarations, edited to delete the name and identity of the witness, shall be made available to the pupil.

1. The complaining witness in any sexual assault or battery case must be provided with a copy of the applicable disciplinary rules and advised of his/her right to (a) receive five days notice of his/her scheduled testimony, (b) have up to two (2) adult support persons of his/her choosing present in the hearing at the time he/she testifies, which may include a parent, guardian, or legal counsel, and (c) elect to have the hearing closed while testifying.
2. The Charter School must also provide the victim a room separate from the hearing room for the complaining witness' use prior to and during breaks in testimony.
3. At the discretion of the Administrative Panel, the complaining witness shall be allowed periods of relief from examination and cross-examination during which he or she may leave the hearing room.
4. The Administrative Panel may also arrange the seating within the hearing room to facilitate a less intimidating environment for the complaining witness.
5. The Administrative Panel may also limit time for taking the testimony of the complaining witness to the hours he/she is normally in school, if there is no good cause to take the testimony during other hours.
6. Prior to a complaining witness testifying, the support persons must be admonished that the hearing is confidential. Nothing in the law precludes the person presiding over the hearing from removing a support person whom the presiding person finds is disrupting the hearing. The Administrative Panel may permit any one of the support persons for the complaining witness to accompany him or her to the witness stand.
7. If one or both of the support persons is also a witness, the Charter School must present evidence that the witness' presence is both desired by the witness and will be helpful to the Charter School. The person presiding over the hearing shall permit the witness to stay unless it is established that there is a substantial risk that the testimony of the complaining witness would be influenced by the support person, in which case the presiding official shall admonish the support person or persons not to prompt, sway, or influence the witness in any way. Nothing shall preclude the presiding officer from exercising his or her discretion to remove a

person from the hearing whom he or she believes is prompting, swaying, or influencing the witness.

8. The testimony of the support person shall be presented before the testimony of the complaining witness and the complaining witness shall be excluded from the courtroom during that testimony.

9. Especially for charges involving sexual assault or battery, if the hearing is to be conducted in public at the request of the pupil being expelled, the complaining witness shall have the right to have his/her testimony heard in a closed session when testifying at a public meeting would threaten serious psychological harm to the complaining witness and there are no alternative procedures to avoid the threatened harm. The alternative procedures may include videotaped depositions or contemporaneous examination in another place communicated to the hearing room by means of closed-circuit television.

10. Evidence of specific instances of a complaining witness' prior sexual conduct is presumed inadmissible and shall not be heard absent a determination by the person conducting the hearing that extraordinary circumstances exist requiring the evidence be heard. Before such a determination regarding extraordinary circumstance can be made, the witness shall be provided notice and an opportunity to present opposition to the introduction of the evidence. In the hearing on the admissibility of the evidence, the complaining witness shall be entitled to be represented by a parent, legal counsel, or other support person. Reputation or opinion evidence regarding the sexual behavior of the complaining witness is not admissible for any purpose.

G. Record of Hearing

A record of the hearing shall be made and may be maintained by any means, including electronic recording, as long as a reasonably accurate and complete written transcription of the proceedings can be made.

H. Presentation of Evidence

While technical rules of evidence do not apply to expulsion hearings, evidence may be admitted and used as proof only if it is the kind of evidence on which reasonable persons can rely in the conduct of serious affairs. A determination by the Administrative Panel to expel must be supported by substantial evidence that the student committed an expellable offense. Findings of fact shall be based solely on the evidence at the hearing. While hearsay evidence is admissible, no decision to expel shall be based solely on hearsay. Sworn declarations may be admitted as testimony from witnesses of whom the Board or Administrative Panel determines that disclosure of their identity or testimony at the hearing may subject them to an unreasonable risk of physical or psychological harm.

If, due to a written request by the expelled pupil, the hearing is held at a public meeting, and the charge is committing or attempting to commit a sexual assault or committing a sexual battery as defined in Education Code Section 48900, a complaining witness shall have the right to have his or her testimony heard in a session closed to the public.

The decision of the Administrative Panel shall be in the form of written findings of fact.

If the Administrative Panel decides not to recommend expulsion, the pupil shall immediately be returned to his/her educational program.

I. Written Notice to Expel

The Executive Director or designee, following a decision of the Administrative Panel to expel, shall send written notice of the decision to expel, including the Administrative Panel's adopted findings of fact, to the student or parent/guardian. This notice shall also include the following: (a) Notice of the specific offense committed by the student; and (b) Notice of the student's or parent/guardian's obligation to inform any new district in which the student seeks to enroll of the student's status with the Charter School.

The Executive Director or designee shall send a copy of the written notice of the decision to expel to the authorizer. This notice shall include the following: (a) The student's name; and (b) The specific expellable offense committed by the student.

J. Disciplinary Records

The Charter School shall maintain records of all student suspensions and expulsions at the Charter School. Such records shall be made available to the authorizer upon request.

K. Right to Appeal

The pupil shall have the right to appeal an expulsion decision from the Administrative Panel to the Charter School Board. The Charter School Board's decision to expel shall be final.

L. Expelled Pupils/Alternative Education

Pupils who are expelled shall be responsible for seeking alternative education programs including, but not limited to, programs within the County or their school district of residence. The Charter School shall work cooperatively with parents/guardians as requested by parents/guardians or by the school district of residence to assist with locating alternative placements during expulsion.

M. Special Procedures for the Consideration of Suspension and Expulsion of Students with Disabilities

1. Notification of SELPA

The Charter School shall immediately notify the SELPA and coordinate the procedures in this policy with the SELPA of the discipline of any student with a disability or student who the Charter School or SELPA would be deemed to have knowledge that the student had a disability.

2. Services During Suspension

Students suspended for more than ten (10) school days in a school year shall continue to receive services so as to enable the student

to continue to participate in the general education curriculum, although in another setting, and to progress toward meeting the goals set out in the child's IEP/504 Plan; and receive, as appropriate, a functional behavioral assessment and behavioral intervention services and modifications, that are designed to address the behavior violation so that it does not recur. These services may be provided in an interim alternative educational setting.

3. Procedural Safeguards/Manifestation Determination

Within ten (10) school days of a recommendation for expulsion or any decision to change the placement of a child with a disability because of a violation of a code of student conduct, the Charter School, the parent, and relevant members of the IEP/504 Team shall review all relevant information in the student's file, including the child's IEP/504 Plan, any teacher observations, and any relevant information provided by the parents to determine:

- a. If the conduct in question was caused by, or had a direct and substantial relationship to, the child's disability; or
- b. If the conduct in question was the direct result of the local educational agency's failure to implement the IEP/504 Plan.

If the Charter School, the parent, and relevant members of the IEP/504 Team determine that either of the above is applicable for the child, the conduct shall be determined to be a manifestation of the child's disability.

If the Charter School, the parent, and relevant members of the IEP/504 Team make the determination that the conduct was a manifestation of the child's disability, the IEP/504 Team shall:

- a. Conduct a functional behavioral assessment and implement a behavioral intervention plan for such child, provided that the Charter School had not conducted such assessment prior to such determination before the behavior that resulted in a change in placement;
- b. If a behavioral intervention plan has been developed, review the behavioral intervention plan if the child already has such a behavioral intervention plan, and modify it, as necessary, to address the behavior; and
- c. Return the child to the placement from which the child was removed, unless the parent and the Charter School agree to a change of placement as part of the modification of the behavioral intervention plan.

If the Charter School, the parent, and relevant members of the IEP/504 Team determine that the behavior was not a manifestation of the student's disability and that the conduct in question was not a result of the failure to implement the IEP/504 Plan, then the Charter School may apply the relevant disciplinary procedures to children with disabilities in the same manner and for the same duration as the procedures would be applied to students without disabilities.

4. Due Process Appeals

The parent of a child with a disability who disagrees with any decision regarding placement, or the manifestation determination, or the Charter School believes that maintaining the current placement of the child is substantially likely to result in injury to the child or to others, may request an expedited administrative hearing through the Special Education Unit of the Office of Administrative Hearings or by utilizing the dispute provisions of the 504 Policy and Procedures.

When an appeal relating to the placement of the student or the manifestation determination has been requested by either the parent or the Charter School, the student shall remain in the interim alternative educational setting pending the decision of the hearing officer or until the expiration of the forty-five (45) day time period provided for in an interim alternative educational setting, whichever occurs first, unless the parent and the Charter School agree otherwise.

5. Special Circumstances

Charter School personnel may consider any unique circumstances on a case-by-case basis when determining whether to order a change in placement for a child with a disability who violates a code of student conduct.

The Executive Director or designee may remove a student to an interim alternative educational setting for not more than forty-five (45) days without regard to whether the behavior is determined to be a manifestation of the student's disability in cases where a student:

- a. Carries or possesses a weapon, as defined in 18 USC 930, to or at school, on school premises, or to or at a school function;
- b. Knowingly possesses or uses illegal drugs, or sells or solicits the sale of a controlled substance, while at school, on school premises, or at a school function; or
- c. Has inflicted serious bodily injury, as defined by 20 USC 1415(k)(7)(D), upon a person while at school, on school premises, or at a school function.

6. Interim Alternative Educational Setting

The student's interim alternative educational setting shall be determined by the student's IEP/504 Team.

7. Procedures for Students Not Yet Eligible for Special Education Services

A student who has not been identified as an individual with disabilities pursuant to IDEIA and who has violated the Charter School's disciplinary procedures may assert the procedural safeguards granted under this administrative regulation only if the Charter School had knowledge that the student was disabled before the behavior occurred.

The Charter School shall be deemed to have knowledge that the student had a disability if one of the following conditions exists:

- a. The parent/guardian has expressed concern in writing, or orally if the parent/guardian does not know how to write or has a disability that prevents a written statement, to Charter School supervisory or administrative personnel, or to one of the child's teachers, that the student is in need of special education or related services.

b. The parent has requested an evaluation of the child.

c. The child's teacher, or other Charter School personnel, has expressed specific concerns about a pattern of behavior demonstrated by the child, directly to the director of special education or to other Charter School supervisory personnel.

If the Charter School knew or should have known the student had a disability under any of the three (3) circumstances described above, the student may assert any of the protections available to IDEIA- eligible children with disabilities, including the right to stay-put.

If the Charter School had no basis for knowledge of the student's disability, it shall proceed with the proposed discipline. The Charter School shall conduct an expedited evaluation if requested by the parents; however the student shall remain in the education placement determined by the Charter School pending the results of the evaluation.

The Charter School shall not be deemed to have knowledge that the student had a disability if the parent has not allowed an evaluation, refused services, or if the student has been evaluated and determined to not be eligible.

(K) Hate Crime Reporting Procedures and Policies

NONDISCRIMINATION/HARASSMENT

TEACH Public Schools desires to ensure equal opportunities for all students in admission and access to TEACH Public Schools educational programs, guidance and counseling programs, athletic programs, testing procedures, and other activities. TPS programs and activities shall be free from discrimination, including harassment, with respect to a student's race, color, ancestry, national origin, ethnic group identification, citizenship and immigration status, age, religion, marital or parental status, physical or mental disability, sex, sexual orientation, gender, gender identity or expression, or genetic information; the perception of one or more of such characteristics; or association with a person or group with one or more of these actual or perceived characteristics. These terms are defined by state or federal statute.

The TPS District prohibits discrimination, intimidation, or harassment of any student by any employee, student, or other person in TPS. Prohibited harassment includes physical, verbal, nonverbal, or written conduct based on one of the categories listed above that is so severe and pervasive that it affects a student's ability to participate in or benefit from an educational program or activity; creates an intimidating, threatening, hostile, or offensive educational environment; has the purpose or effect of substantially or unreasonably interfering with a student's academic performance; or otherwise adversely affects the student's educational opportunities.

School staff and volunteers shall carefully guard against segregation, bias, and stereotyping in the delivery of services, including, but not limited to, instruction, guidance, and supervision.

The Principal or designee shall develop a plan to provide students with appropriate accommodations when necessary for their protection from threatened or potentially harassing or discriminatory behavior.

Students who engage in discrimination or harassment in violation of law, TPS policy, or administrative regulation shall be subject to appropriate discipline, up to and including counseling, suspension, and/or involuntary release to student's district of residence.

Grievance Procedures

Any student who feels that he/she has been subjected to discrimination or harassment should immediately contact the Principal, administrators or designee. Any student or school employee who observes an incident of discrimination or harassment should report the incident to the Principal, administrator or designee whether or not the victim files a complaint.

Upon receiving a complaint of discrimination or harassment, the Principal or other administrator or designee shall immediately investigate the complaint in accordance with site-level grievance procedures specified in AR 5145.7 - Sexual Harassment.

The Superintendent or designee will ensure that the student handbook clearly describes TPS nondiscrimination policy, procedures for filing a complaint regarding discrimination or harassment, and the resources that are available to students who feel that they have been the victim of discrimination or harassment. TPS policy may also be posted on the school website or any other location that is easily accessible to students.

AR5145.3

General Provisions 1. Definitions

a. TPS participant: any individual involved in TPS or activities. This includes employees, students, contractors, vendors, guests and volunteers.

b. TPS staff member: any TPS employee.

c. Principal or designee: supervisor or site administrator, or the person designated to investigate or coordinate the investigation of concerns or complaints in an objective, consistent and thorough manner.

d. Complaint: a statement regarding how a TPS or activity is run or how a TPS participant was treated while involved in a TPS or activity. A complaint alleges a violation of state or federal laws or regulations. Complaints point to specific misconduct, or behavior or practices that violate law.

(1) Examples of complaints based on discriminatory behavior: (a) Sexual harassment, assault, battery

(b) Harassment: includes unwelcome verbal, visual or physical contact that, when directed at any person, would be considered inherently likely to provoke an extremely negative or intimidating reaction. Such contact includes, but is not limited to; those terms or actions widely recognized as negative or derogatory references to race, ethnicity, religion, gender, sexual orientation, disability and other characteristics uniquely a part of the individual or group. "Harassment" occurs when these words or conduct create a hostile or intimidating environment that prevents the target of harassment from being able to pursue educational goals or to participate fully in TPS programs or activities.

(c) Denial of educational opportunities (d) Abuse or neglect

(e) Inaccurate student records

(2) In accordance with the Uniform Complaint Procedure, TPS will assist in referring certain complaints to specified agencies.

e. Concern: a statement regarding how a TPS or activity is run or how a TPS participant was treated while involved in a TPS program or activity. A concern is a constructive suggestion for a problem that is not necessarily a violation of state or federal laws or regulations. If a participant is unclear whether s/he has a concern or a complaint, the participant should make a statement. Concerns may be resolved informally.

f. Target: TPS participant who is the target of discriminatory behavior.

g. PCQ: Person whose conduct is in question; person whose behavior is allegedly discriminatory.

Notice of TPS

1. Each TPS site shall provide notice of this Nondiscrimination Policy along with the name, title, address and phone number of the person in charge of handling complaints and investigations.

2. This notice shall also include a statement of policy, definitions and the potential disciplinary consequences of substantiated complaints. See below.

3. Notice of the Nondiscrimination Policy, will also be included in the Annual Notification provided upon enrollment to all students and parents.

4. Notice may also be provided by:

a. Publication in local newspapers, newsletters or magazines operated by TPS or the site.

b. Distribution with other written communications to TPS participants and their parents.

c. Incorporation in mandatory Health Education classes.

d. Workshops conducted by sites to inform participants, including parents where feasible, of the Nondiscrimination Policy grounds and procedures.

Procedure for Filing a Concern or Complaint

1. TPS encourages any student who has a concern or complaint about alleged discrimination in how a TPS program or activity is run to report the concern/complaint to a TPS Principal or administrator.

2. The TPS staff member will then contact the Principal or administrator regarding the reported incident immediately or as soon as practically possible, but no later than forty- eight (48) hours after the student's report. TPS staff member will make a written note that the report was forwarded to the Principal or administrator.

3. A student who wishes to resolve a concern or complaint with TPS should make this report to a TPS staff member as soon as possible but no later than one hundred eighty (180) calendar days of the incident causing the concern or complaint.

a. Complainants are encouraged to keep a written log of incidents. This log should include, where possible, the items listed below, in subsection 5 of this Part.

b. Any witness of misconduct is encouraged to report the misconduct and to support the complainant in reporting the misconduct.

(1) A witness who personally observed the incident should tell the complainant that the witness will report the misconduct.

(2) If a complainant confides in another TPS participant that s/he believes s/he has complaint or concern, the TPS participant is encouraged to support the complainant in reporting the misconduct to the school.

c. The complainant or witness may, if s/he chooses, request that a friend, adult advisor from the school or parent be present when the complainant or witness reports the complaint.

d. The complainant or witness should write down and provide the principal or administrator with the following information regarding the incident:

(1) When the misconduct occurred

(2) Who was involved (as a complainant, as a PCQ, as a witness)

(3) Where the incident occurred

(4) What happened

(5) How the complainants responded to the incident

(6) Any related incidents (for example, similar conduct or similar people involved) (7) Any other information regarding the incident that may help the investigation.

e. If the complainant feels safe, s/he is encouraged to communicate to the PCQ, in person or by letter, that the conduct is both unwelcome and must stop immediately. This often helps PCQs recognize that their conduct is unacceptable and causes them to stop.

- (1) The complainant is not required to take this step.
- (2) If the complainant prefers, a friend or counselor may assist the complainant in addressing the PCQ. The complainant should keep a written record of his/her conversation(s) with the PCQ.
- (3) If the complainant chooses to write a letter, s/he should keep a copy of the letter, signed, and make a copy for the principal.

4. Confidentiality

a. Confidentiality regarding the complaint and investigation will be maintained to the extent possible.

- (1) If child abuse or abuse of a dependent adult is reported, teachers and school administrators are mandatory reporters and must report the incident to child protective services or law enforcement.
- (2) If the misconduct is physical, the conduct may be assault, battery, or sexual assault or battery. Assault and battery, including sexual assault and battery, are crimes and must be immediately reported to law enforcement.
- (3) The parent/guardian of the complainant should also be notified.

b. If a student specifically requests confidentiality of his/her name from the PCQ, the school should grant this request to the extent possible.

(1) If the PCQ faces potential criminal charges or cannot otherwise identify the incident in question, the school will disclose the complainant's name to the PCQ to protect the PCQ's due process rights and to enable the investigation to move forward.

(2) If the school will disclose the complainant's name to the PCQ, the school shall notify the complainant of the disclosure.

c. Retaliation for complaints of misconduct by complainants or witnesses is prohibited.

(1) If any retaliation for reporting the incident occurs, such as increased misconduct or additional denials of educational benefits, the complainant or witness should report these incidents to the principal

(2) If retaliation is substantiated or proven, the retaliator is subject to involuntary release to student's district of residence

(2) If retaliation is substantiated, or proven, and if the retaliator is TPS staff, the retaliator is subject to disciplinary measures under Personnel Policies.

Investigations of Complaints

1. TPS treats student complaints seriously.

a. The principal or other administrator will initiate an investigation into the incident within forty-eight (48) hours of a complaint.

b. The principal or other administrator will conduct a thorough investigation into the facts of the incident to be completed within thirty (30) calendar days of a complaint.

c. The principal will notify the parents of the complainant and the PCQ, if the PCQ is a student, of the reported incident, the school's intent to investigate, and the potential consequences if the complaint is substantiated.

d. Fact-finding for the investigation will be objective and will focus on the following factors: (1) The age of the complainant(s).

(2) The age of the person(s) whose misconduct is in the complaint (Note: children from kindergarten through grade 3 are not subject to discipline for sexual harassment, hate violence or harassment/threats/ intimidation but other age-appropriate measures may be taken).

(3) The nature of the misconduct (for example, questionable restriction from programs, unwelcome physical contact, property damage, threats, repeated comments, pictures or writings that are racially explicit and/or degrading).

(4) The number of related incidents. (5) The location of the incidents.

(6) The identity, number and relationships of the individuals involved (for example, misconduct by a teacher who is "off duty" may have greater impact on a complainant than similar behavior by another student; a group of students' misconduct toward one complainant might be more severe than one student's misconduct toward one complainant).

(7) Statements of any witnesses to the incident, in writing, signed and dated by the witness(es)

(8) Any prior substantiated complaints

(9) Any other facts the investigator finds relevant (for example, a history of negative behaviors, such as teasing by the PCQ or repeated inappropriate comments by a teacher, leading up to the misconduct)

e. The investigator will also conduct a private, confidential interview with the PCQ to get the PCQ's response to the allegations.

f. The principal or other administrator will notify the complainant and his/her parent/guardian of the investigation's progress.

(1) Unless a crime or potential criminal act is involved, the complainant may request the investigation to stop at any time. Where TPS is required by law to continue, or where sufficient information has been gathered to show a problem, TPS shall move forward with appropriate corrective action without the complainant's participation.

(2) If the complainant is a minor, the complainant's parent/guardian must be consulted if the complainant requests the investigation to stop. A conference between the complainant, parent/guardian, and school administrator, point person and/or investigator should be held to discuss the decision.

g. The investigator has up to thirty (30) calendar days to investigate a complaint. The investigator will write a report for each complaint, to be completed and given to the site principal within three (3) school days of the completion of the investigation. This report will include:

(1) A description of the incident

(2) The complainant's claims

(3) The PCQ's response

(4) The results of the investigation's fact-finding:

(a) The results should include all investigated facts and evidence from the factors listed above.

(b) The investigator should include all documents relevant to the complaint and investigation.

(c) These facts and evidence will be summarized objectively. (5) Conclusions based on the factual findings

(a) The facts will be reviewed impartially.

(b) The investigator will prepare a conclusion for each of the complainant's claims.

(c) Conclusions will be directly tied to the underlying facts supporting them.

(d) Conclusions will clearly state whether or not misconduct occurred.

(6) Recommendations for disciplinary action, see Part V below, or other reasonable, age-appropriate, specific corrective actions to end the discrimination or harassment, eliminate the hostile environment, or eliminate future discrimination or harassment.

2. TPS will maintain records of all investigations into misconduct claims.

a. These records will be confidential.

b. These records may be used for tracking of complaints in order to improve procedures. If used as part of a study or database, all names of parties will be removed to protect the privacy of the parties.

c. These records may be used to substantiate claims of repeated misconduct or retaliation for reporting misconduct.

Consequences

1. The site administrator will notify the complainant, the PCQ, and their parents or legal guardians of the determination of the complaint, including consequences, within two school days of the investigator's report to the site administrator.

2. Counseling services should be offered to both the complainant and the PCQ.

3. In less severe cases, with notice to the complainant and his/her parent or guardian, the principal or County Superintendent may determine that other consequences are more appropriate. These include:

a. A written warning

b. A formal written apology from the PCQ to the complainant

c. Transfer of the PCQ to another school class or program from a class s/he shares with the complainant, which may require an IEP review if the PCQ is a Special Education student

d. Detention

e. Community service

4. Appeal of determination of misconduct

a. If the complaint of misconduct is substantiated and the principal or County Superintendent determines that an involuntary release to student's district of residence is appropriate, the student charged with misconduct has the opportunity to appeal this decision.

b. For lesser disciplinary actions, the student charged with misconduct may request a conference between the student, his/her parent or guardian and the site principal.

(1) The charged student has five (5) school days from the day s/he learns of disciplinary action to request this conference.

(2) The school will hold this conference within five (5) calendar days of the request. The complainant and his/her parent or guardian will be notified of this conference. They may also attend or provide a written statement of their concerns.

5. Unsubstantiated complaints

a. If an investigation does not support the complaint, the complainant and the PCQ will be notified. No disciplinary action may be taken but counseling may be offered to both parties.

b. If an investigation determines that the misconduct claim was false and the complainant made the claim knowing it was false, the complainant is subject to discipline including suspension or involuntary release to student's district of residence.

c. In the event that the complainant is dissatisfied with the determination of an unsubstantiated complaint, the Target may invoke the appeal process from the complaint policy, County Board policy 7380, at whichever step the complainant feels appropriate.

d. In addition, for complaints of discrimination, the complainant may file a complaint at any time with the Office for Civil Rights. TPS staff shall assist the Target by providing contact information.

6. If the PCQ is a TPS staff member, refer to Personnel policies regarding employee discipline.

7. If the PCQ is a contractor or vendor, refer to Business policies regarding any available corrective measures.

(J) Procedures to Prepare for Active Shooters

TEACH will conduct regular districtwide Active shooter drills. Before the drill teachers will be given this guidance:

Active Shooter Drill Procedure

Please read entire directions BEFORE the drill.

Step 1: At the beginning of the day, make sure that your door is securely locked. This means standing outside of the door, briefly lock yourself out of the class, and make sure it works. During an active shooter drill, doors between adjacent classrooms should also be locked.

Step 2: Please refer to counselors any students who may be triggered by this drill. Counselors will speak with students beforehand and provide coping skills and processing time for students.

Step 3: During advisory make sure you explain to students that they will be participating in an active shooter drill. Explain to them the seriousness of all drills and that we need students to listen carefully to ALL directions during ALL drills. Let students know that some may be asked by you for assistance (i.e. to move furniture, block doors, close curtains, lock adjacent doors, turn radio volume as low as possible, etc).

Step 4: As the drill begins (Ramsey's on Campus), from inside of the class approach the door and pull the handle in to make sure the door is latched close. This will ensure that the door is locked.

Step 5: Ask students to QUIETLY hide underneath their desks. Remove the row of students who are closest to the window/door to the backside of the classroom. This means some students will be moving to the side of the classroom that is opposite to the window/door. They will hide behind the furthest row of desks. There should be no radio conversations. The goal is to give anyone the impression that NO ONE is in the room. The movement should be as quickly and as quietly as possible.

Step 6: If students are missing, please email the Principal, Assistant Principal, and Operations Manager the names of ALL missing students. If all students are present please email ALL PRESENT. If you have provided shelter to a student who does not belong with your class please indicate that in your email.

Step 7: There will be a knock at the door. DO NOT ANSWER THE DOOR. Make sure all students know to NOT answer the door. Do not open the door for any students who may be arriving late. Do not open the door for any staff.

Step 8: Remain quiet in place until you hear the radio call "All clear". Students are not to be allowed to leave the classroom for ANY reason during an active shooter drill (i.e. student going home early, restrooms, or going to the office.)

Procedures for Preventing Acts of Bullying and Cyber-bullying

Whenever the school is notified that a bullying incident has occurred. Administration must communicate with the parents of both the victims and perpetrators to establish a safety plan. The safety plan will include:

Intervention Behavior Safety Plan

Student: _____ Date: _____

Safety is our number one priority! Keeping students safe requires the comprehensive and collaborative effort of all stakeholders.

The following safety plan has been discussed and developed for (student's name) _____ on (date) _____.

This plan does NOT replace an IEP or a Behavior Support Plan.

Administration responsibilities and strategies:

1. I will continue to communicate and enforce the TAT Discipline Policy.
2. I take all reported incidents of bullying and hazing seriously.
3. I will be neutral and gather the facts from all involved parties.
4. I will follow-up with the teacher to provide support to address the various concerns.
5. I will monitor to determine that the bullying has been resolved.

Teacher responsibilities and strategies:

1. I will establish a safe school environment for all students.
2. I take all reported incidents of bullying and hazing seriously.
3. I will remain neutral and gather all the facts from the involved parties.
4. I will monitor that the bullying has been resolved by checking-in with the involved parties.

Give specific dates or frequency:

5. I will communicate and reinforce positive behavior expectations and norms for classrooms, restrooms, yard, eating areas, and other school activities.
6. I will meet with parents of involved students to discuss concerns, consequences and strategies for reconciliation.
7. I will work collaboratively with the administration, counselors, other involved teachers, staff and parents.
8. I will make a referral for counseling.

Counselor support:

1. I will monitor that the bullying has been resolved by meeting with the involved parties to provide additional support and monitoring. Give specific dates or frequency:

Accommodations and modifications:

1. The class schedule has been modified to support the students involved.

Student responsibilities and strategies:

1. During lunch, nutrition and passing periods, my designated area is
2. During lunch and nutrition, I will remain in the proximity of school staff who will provide additional supervision and be a source of contact.
3. My designated arrival location is _____ at _____ a.m.

My designated pick-up location is _____ at _____ p.m.

4. I will avoid conflicts with the other student and will report any concerns or incidents of bullying immediately to _____.
5. I will tell the person who is bothering me to “stop.”
6. I will not tease, taunt or antagonize anyone.
7. I will follow behavioral expectations and norms for classrooms, restrooms, yard, eating areas, and other school activities.
8. I will join a club that promotes peace and respect.
9. I will apologize if I hurt someone’s feelings.
10. I will accept an apology from one who may have hurt my feelings.
11. I will have positive interactions with others.

Parents responsibilities and strategies:

1. I will listen objectively and gather factual information.
2. I will promote a positive resolution to the conflict.
3. I will work collaboratively with the school staff.
4. I will monitor that the bullying has stopped.
5. I will encourage my child to use positive methods to resolve conflicts.
6. I will enroll my child in counseling.
7. I will not confront the child or their family who is allegedly bullying my child.
8. I will set positive expectations of behavior for my child.
9. I will be a positive role model.

Confidentiality – The student and parent will not share any information with other students/families regarding the allegations against the other student.

By signing you have agreed to follow the plan to support the safety of all parties.

This plan will be in effect for the next 30 days, unless indicated otherwise by the school staff. We will revisit this plan on (date) at _____ (time).

Additional notes:

Please print and sign your name (optional)

Student

Date: _____

Parent/Guardian

Date: _____

School staff

Date: _____

Administrator

Date: _____

Other

Date: _____

These safety plans will be kept on file and administrators shall monitor every situation until the situation is resolved.

Opioid Prevention and Life-Saving Response Procedures

Office Managers, counselors and Administration are trained to administer Narcan or equivalent and emergency interventions. The training and protocols are aligned to Ed Code section 49414.3a

Response Procedures for Dangerous, Violent, or Unlawful Activities

Response to Violent or Unlawful Activity

TEACH Public Schools is committed to ensuring the safety and well-being of all students, staff, and community members. In the event of violent or unlawful activity on or near school grounds, the following procedures will be implemented promptly and in accordance with California Education Code, local law enforcement protocols, and the school's crisis response plan:

1. Immediate Notification and Protection

- School staff shall immediately notify administration and call 9-1-1 or local law enforcement if there is an imminent threat.
- The site administrator will initiate appropriate lockdown, shelter-in-place, or evacuation procedures using the school's emergency communication protocols.
- Staff will take all necessary steps to secure students and themselves, including locking doors, moving to safe areas, and accounting for all individuals present.

2. Internal Communication

- The school will use its internal alert systems (e.g., PA system, mass messaging, radios) to inform staff and students of the nature of the threat and the expected safety response.
- Communication will be maintained with the district office and law enforcement throughout the incident.

3. Law Enforcement and Emergency Responder Coordination

- Once law enforcement arrives, the school site administrator or designee will provide all necessary support and access to facilitate their response.
- The school will defer to law enforcement in managing the scene while maintaining focus on student safety and communication with families.

4. Family Notification

- The school will notify families of students affected by the incident as soon as it is safe and practical to do so.
- Communication will include a summary of the event (to the extent permissible), actions taken, and steps for reunification or continued safety procedures.

5. Post-Incident Actions

- A debrief will be conducted with staff and law enforcement to evaluate the response and make necessary adjustments to safety protocols.
- Mental health support services will be made available to students and staff affected by the incident through the school's counseling team and/or community partners.
- The school will document the incident, actions taken, and follow-up interventions for compliance and accountability purposes.

6. Ongoing Training

- All school personnel will receive annual training on crisis response protocols, including how to respond to violent or unlawful incidents.
- Regular drills (lockdown, evacuation, shelter-in-place) will be conducted in accordance with state law and best practices.

Instructional Continuity Plan

Introduction and Purpose of the Instructional Continuity Plan (ICP)

Information about the Instructional Continuity Plan (ICP) requirements, revision and adoption dates.

This Instructional Continuity Plan (ICP) was last revised on June 30, 2025 and adopted by TEACH Academy of Technologies on June 30, 2025 to ensure all students have access to instruction during a natural disaster or emergency, as mandated by Senate Bill 153, Chapter 38, Statutes of 2024 (SB 153), which adds a provision to California Education Code (EC) Section 32282.

This ICP will be included in the LEA’s Comprehensive School Safety Plan (CSSP) by July 1, 2025. Inclusion of this ICP in the CSSP will be required to obtain approval of a Form J-13A waiver request beginning in fiscal year 2026-27. This plan is intended to minimize disruptions to instruction and provide support for pupils’ social-emotional, mental health, and academic needs.

The Instructional Continuity Plan (ICP) was most recently revised on June 30, 2025 and formally adopted by TEACH Academy of Technologies to ensure that all students have timely access to instruction during a natural disaster or emergency. This adoption fulfills the requirements established under Senate Bill 153, Chapter 38, Statutes of 2024 (SB 153), which amended California Education Code (EC) Section 32282 to mandate the inclusion of an ICP in each Local Educational Agency's (LEA) emergency planning protocols.

As outlined by law, this ICP will be incorporated into TEACH Academy’s Comprehensive School Safety Plan (CSSP) by July 1, 2025. Inclusion of this plan is required to receive approval for Form J-13A waiver requests beginning in fiscal year 2026–27. The ICP is designed to minimize instructional disruption and actively support the academic, social-emotional, and mental health needs of all pupils throughout emergency circumstances. It emphasizes continuity, adaptability, and equity, and reflects TEACH Academy's commitment to ensuring instructional access for every student, regardless of the conditions.

Engagement with Pupils and Families

Protocol for Engagement

Protocol for engagement with pupils and their families.

As required, TEACH Academy of Technologies will engage with pupils and their families as soon as practicable, but **no later than five calendar days** following an emergency.

TEACH Academy will initiate contact with pupils and families within five calendar days of an emergency using a multi-channel communication approach. This includes ParentSquare, which enables voice calls, text alerts, and emails, as well as updates through official Facebook and Instagram accounts. Additional tools such as SMS, phone calls, flyers, email, and the school portal are also part of the outreach strategy.

To maintain two-way engagement, families can respond through these platforms, allowing staff to assess student needs and provide real-time support. The plan also anticipates disruptions like power outages or infrastructure damage and outlines alternative approaches for maintaining connectivity.

Methods of Two-Way Communication

Methods for two-way engagement.

The protocol for engagement with pupils and their families is designed to establish two-way communication. Current existing methods include:

- Short messaging service (SMS)
- Phone Calls
- Email
- School Portal
- Social Media

Flyers

TEACH Academy of Technologies has established robust two-way communication protocols to maintain timely engagement with families and students in the event of an emergency. These protocols leverage multiple platforms to ensure accessibility and responsiveness. Communication will be facilitated through ParentSquare, which delivers voice messages, text alerts, and emails; official social media channels (Facebook and Instagram); SMS, direct phone calls, email, the school portal, and distributed flyers. These diverse channels allow families to both receive and respond to updates, enabling administrators and staff to identify immediate needs and provide individualized support.

By using tools that are already familiar and regularly accessed by families, TEACH Academy ensures that messages are received quickly and effectively, regardless of circumstances. This multi-modal engagement strategy supports equity in communication and responsiveness across varying levels of digital access.

Plans for Unforeseen Events

Plans to address unforeseen events such as power outages and damage to infrastructure and how they may impact methods for two-way communication.

TEACH Academy recognizes that emergencies may compromise traditional communication channels due to power outages, infrastructure damage, or disruptions to internet services. In such cases, contingency plans will activate alternative methods for engagement. These may include the deployment of mobile notification units, print-based handouts distributed through community centers or meal service points, and coordination with local agencies for shared communication support.

Staff will monitor infrastructure status and adapt outreach efforts to conditions on the ground, ensuring that families continue to receive important instructional and safety updates—even when digital systems are down. Flexibility and responsiveness are key in sustaining communication across unpredictable scenarios.

Support for Unique Needs

Plans designed to identify and provide support for pupils' social-emotional, mental health, and academic needs.

During and after emergencies, TEACH Academy will prioritize the well-being of all students by identifying and addressing social-emotional, mental health, and academic needs. Support services will include access to counseling, trauma-informed practices, regular wellness check-ins, and referrals to mental health professionals.

Universal screenings and direct outreach will help identify students requiring additional support, with specific attention given to vulnerable populations such as English learners, students with disabilities, foster youth, and those experiencing homelessness. These services will be made available in multiple languages and adapted to both in-person and remote delivery formats to ensure consistent access regardless of setting.

Access to Instruction

Timeline for Access to Instruction

Timeline for access to instruction no more than 10 instructional days following the emergency.

As required, TEACH Academy of Technologies will provide access to in-person or remote instruction as soon as practicable, but **no more than 10 instructional days** following the emergency.

In alignment with Senate Bill 153 and California Education Code Section 32282, TEACH Academy of Technologies will ensure that students regain access to instruction no later than ten instructional days following the onset of an emergency or natural disaster.

Instructional continuity may be achieved through in-person instruction—should site conditions allow—or through remote modalities that meet the standards of Independent Study under EC Sections 51747 and 51749.5.

The decision to resume instruction will be guided by a rapid assessment of safety, operational capacity, and equity considerations. Instructional teams will coordinate with site administrators and the TEACH Leadership Team to determine the most feasible delivery method, prioritizing consistency, academic integrity, and student well-being. Emergency response protocols will be activated immediately to facilitate communication, distribute materials, and deploy necessary technology. If remote instruction is required, students and families will receive orientation materials, device access, and ongoing support to ensure engagement and learning continuity from day one.

Conditions for Resuming Access to In-Person Instruction

Conditions under which in-person instruction will resume and any alternative sites or arrangements considering various aspects of recovery.

Outlined below are conditions under which in-person instruction will resume and any alternative sites or arrangements considering various aspects of recovery, including:

- Evacuation orders lifted
- Power and utilities functioning
- Healthy air quality
- Access to safe and clean water
- Campus free from debris and hazards
- Internet fiber lines connected and functioning
- Sufficient staff available
- Kitchens operational for meals

In-person instruction at TEACH Academy of Technologies will resume once critical recovery benchmarks are met to ensure the safety and well-being of students and staff. These conditions include the lifting of evacuation orders, restoration of essential utilities such as electricity and water, healthy air quality, safe and accessible drinking water, and the removal of debris or structural hazards from campus. Internet infrastructure must be operational to support digital learning resources, and the availability of sufficient staffing and functional kitchens will be verified to ensure both supervision and meal provision.

Should school sites remain inaccessible, TEACH Academy may activate alternative instructional arrangements, including temporary relocation to neighboring campuses or community partner facilities. These decisions will be made in collaboration with the TEACH Leadership Team to prioritize student safety, continuity of learning, and family support.

Remote Instruction

Plans for remote instruction.

As required, TEACH Academy of Technologies remote instruction will align with EC sections 51747 and 51749.5, governing Independent Study instruction modalities. Remote instruction will be designed to meet instructional standards that are, at minimum, equivalent to those applicable in independent study programs.

In alignment with California Education Code Sections 51747 and 51749.5, TEACH Academy of Technologies will deliver remote instruction that meets Independent Study standards for academic rigor, accountability, and accessibility. Instruction will be structured to maintain the continuity of learning through synchronous and asynchronous methods, with teacher-led engagement and progress monitoring tools.

TEACH Academy will use Zoom as its official virtual instruction platform. All sessions are conducted through secure, encrypted

channels, leveraging the TEACH Google Email system for authentication to ensure that only authorized users can access live instruction and academic resources. Students and families will receive technical support and onboarding materials to facilitate participation, and alternative instructional formats will be provided as needed to address access barriers.

Access to Instructional Materials

Methods for distributing digital and non-digital materials.

As required, remote instruction offered will align with expectations of access and equity.

TEACH Academy will ensure all students receive instructional materials in formats that reflect equity and accessibility. Digital resources—such as textbooks, assignments, and enrichment activities—will be distributed via secure online platforms integrated with the TEACH Google ecosystem. For students facing connectivity challenges, non-digital packets containing equivalent standards-based content will be prepared and made available for pickup, mail delivery, or drop-off through designated community hubs.

Materials will be differentiated based on grade level and individualized student needs, ensuring access for English learners and students with disabilities. Multilingual instructions and guided support will accompany all formats to promote inclusive engagement.

Access to Schoolwork

Platforms and processes for accessing and submitting schoolwork.

As required, remote instruction offered will align with expectations of access and equity.

Students will access and submit schoolwork through secure platforms, including Google Classroom and the TEACH portal, authenticated via their TEACH Google accounts. Teachers will upload assignments and resources, monitor progress, and provide feedback using embedded digital tools.

In cases where online access is interrupted, alternative submission methods—such as printed worksheets or USB drives—will be deployed. Staff will follow up with families to confirm receipt and comprehension of materials to uphold instructional continuity and student success.

Temporary Reassignment

Procedures and agreements for temporary reassignment with neighboring LEAs.

TEACH Academy of Technologies provides support to pupils and families to enroll in or be temporarily reassigned to another site, school district, county office of education, or charter school if an emergency or natural disaster disrupts in-person learning:

In situations where sustained disruptions prevent in-person instruction at TEACH Academy of Technologies, students may be temporarily reassigned to neighboring school districts, county offices of education, or charter schools and charter management organizations. These partnerships are established to provide uninterrupted access to instruction and support services during emergencies or natural disasters.

The TEACH Leadership Team will coordinate reassignment efforts by facilitating student record transfers, enrollment assistance, and logistical support, including transportation and technology distribution. Clear communication with families will be prioritized to ensure informed decisions, equitable placement, and continued access to specialized services and programs throughout the reassignment period.

Instructional Continuity

Communication Protocols

Communication protocols for families, students, staff and faculty, including how information will be made available and with what frequency including methods and timelines.

TEACH Academy of Technologies maintains structured communication protocols to ensure timely, accessible, and transparent information flow during emergencies. Outreach to students, families, faculty, and staff will occur via ParentSquare, which provides voice, text, and email alerts; official social media channels (Facebook, Instagram); school website announcements; and direct communication through SMS, phone calls, and flyers.

Information will be disseminated immediately following an emergency event, with follow-up updates issued at regular intervals—typically every 48 hours or as conditions change. The TEACH Leadership Team will oversee message development to ensure that content is relevant, multilingual where necessary, and inclusive of instructional updates, health/safety guidance, and available resources.

Technological Readiness

Technology readiness for educators and students to support a pivot from in-person to remote learning through independent study including early access to independent study program written agreements, online access to assignments and academic resources, assignment of devices, online instructional platform and access to internet and devices.

TEACH Academy has established comprehensive readiness protocols for transitioning to remote learning. In the event of a disruption, all students will receive early access to Independent Study program written agreements. Instructional materials will be distributed through secure digital platforms linked to students' authenticated TEACH Google accounts, and academic support will be delivered via the encrypted Zoom platform.

All students requiring devices will be provided with district-owned laptops or tablets, with Wi-Fi hotspots made available to families experiencing internet challenges. Staff will be trained in the use of remote platforms and given resources to assist families with connectivity and troubleshooting to prevent barriers to engagement.

Instruction and Assessment

Prioritization of essential learning, making standards-aligned learning objectives, methods for monitoring progress and additional support whenever possible, including tutoring, check-ins, virtual office hours or other methods.

Instruction will focus on high-priority, standards-aligned learning objectives with content designed to maintain academic continuity and rigor. Teachers will use synchronous lessons via Zoom, asynchronous assignments, and formative assessments to monitor progress.

Students will receive individualized support through virtual office hours, targeted tutoring, and ongoing check-ins. Assessment strategies will include performance tasks, digital rubrics, and student self-reflection tools to promote ownership and consistent feedback loops.

Access (Equity, Accessibility, and Inclusion)

Equity, Accessibility, and Inclusion

How all students, including those with disabilities, those experiencing homelessness, foster youth, or English learner (EL) students will continue to have equal access to instructional resources.

TEACH Academy is committed to providing equal access to all students, including those with disabilities, English learners (EL), foster youth, and students experiencing homelessness. Instructional resources will be available in multiple formats and languages to eliminate barriers related to technology, literacy, or family circumstances.

Support staff will work proactively with families to identify accommodations, offer culturally responsive outreach, and ensure inclusive participation regardless of instructional delivery mode.

Individualized Education Plans (IEP)

How will IEPs continue to be provided and maintained.

IEP services will continue seamlessly throughout any shift to remote or hybrid instruction. Case managers will work with families to deliver services through teletherapy, virtual consultation, and digital instructional modifications.

Annual meetings, goal tracking, and progress reviews will be facilitated using secure platforms, with documentation aligned to compliance standards. Teams will collaborate to ensure students receive meaningful access to their educational plans despite emergency conditions.

English Learners (EL)

How will EL students continue to be supported in alignment with the California English Learner Roadmap Policy.

English learner supports will align with the California English Learner Roadmap Policy. Instruction will integrate scaffolds such as visual aids, sentence frames, bilingual support staff, and culturally relevant content.

Platforms used for instruction will include built-in translation features and accessible formatting, enabling EL students to engage fully with both content and language development. Family communication will be available in home languages and reinforced through outreach by bilingual staff.

Professional Learning

Professional learning opportunities and resources utilized to if the need to pivot to remote instruction and assessment arises.

TEACH Academy educators will receive ongoing professional development tailored to emergency teaching contexts. Topics will include trauma-informed instruction, equity in digital learning, use of Zoom and Google Suite tools, and progress monitoring

strategies.

Professional learning will be offered through synchronous webinars, asynchronous modules, and peer-led training cohorts to ensure adaptability and staff confidence.

Well-Being and Support Services

How the LEA will provide access to physical and mental health professionals, including those who speak languages other than English.

Student wellness is integral to the Instructional Continuity Plan. Mental health services will be delivered via telehealth or in-person when safe, with support available in multiple languages. Crisis counseling and SEL-focused check-ins will supplement traditional services.

The Academy will stock and distribute emergency supplies, including medication, water, and hygiene products, with coordinated support from local agencies. Essential programs—like special education, nutrition services, and counseling—will adapt to virtual or hybrid formats to ensure continued access.

Plans to provide access back-up, water and medicines in the event of an emergency.

Plan development and implementation is collaborative. Administrators, teachers, IT staff, students, and parents contribute through advisory committees, planning sessions, and emergency preparedness reviews. The TEACH Leadership Team facilitates input and ensures cross-role alignment to support smooth transitions during disruptions.

Plans to ensure continuity of other support services, including special education, counseling, after-school programs, and access to kitchens and food services, adapting these services to the online or hybrid environment when necessary.

TEACH Academy is committed to sustaining essential student services—including special education, counseling, after-school programs, and food provision—through adapted online or hybrid formats during emergency-related disruptions. Instructional specialists will deliver IEP-aligned instruction via secure virtual platforms, and mental health professionals will provide teletherapy and wellness check-ins in multiple languages. After-school enrichment will shift to digital spaces, offering structured activities that foster creativity and social connection.

Food services will remain operational in accordance with guidelines from the California Department of Education (CDE) and the United States Department of Agriculture (USDA). When permitted, TEACH Academy will implement grab-and-go meal distribution, allowing families to safely pick up prepared meals from designated sites. Alternative arrangements will be offered to families who need additional accommodations.

These services are coordinated through ongoing collaboration among administrators, educators, IT staff, families, and student representatives. Implementation teams will work together to assess needs, monitor progress, and adjust support systems in real time. This inclusive and site-based approach ensures TEACH Academy's readiness to respond equitably and effectively to community challenges while preserving a stable learning environment.

Site-Based Collaboration

How administrators, faculty, information technology staff, students, and parents will collaborate in the development and implementation of this ICP.

The development, implementation, and ongoing refinement of the Instructional Continuity Plan (ICP) is rooted in broad-based collaboration across TEACH Academy of Technologies. Administrators, faculty, information technology staff, parents, and students

contribute insights to ensure the plan reflects diverse needs and lived experiences. The TEACH Leadership Team will convene stakeholder groups—through advisory committees, focus groups, and surveys—to gather input and prioritize solutions that are practical, equitable, and responsive.

This collaborative infrastructure supports not only the design of instructional strategies but also the delivery of support services, technology integration, and communication protocols. Regular feedback loops and partnership with site councils empower staff and families to help guide real-time adaptations and long-term improvements.

Return to Site-Based Learning

Conditions that must be met prior to returning from disruption including reopening sites.

TEACH Academy will resume in-person instruction only when specific safety and operational benchmarks have been met. These include:

The lifting of evacuation orders

Restoration of safe and clean water

Healthy air quality confirmed

Reestablishment of electricity and internet connectivity

Clearance of debris and environmental hazards

Functional kitchen services

Availability of sufficient staffing across instructional and support roles

The TEACH Leadership Team will coordinate with local agencies and facilities teams to assess site readiness. Clear reopening timelines and transition plans will be communicated to families and staff, potentially using a phased approach to support stability and trust upon return.

Integration with Comprehensive School Safety Plan (CSSP)

Integration of this Instructional Continuity Plan (ICP) into TEACH Academy of Technologies's Comprehensive School Safety Plan (CSSP).

This Instructional Continuity Plan (ICP) will be included as an integral component of TEACH Academy of Technologies's Comprehensive School Safety Plan (CSSP) by July 1, 2025, as required by SB 153. The information in this ICP will be considered in relation to other aspects of the existing safety plan. A locally-adopted CSSP must include this ICP to obtain approval of a Form J-13A waiver request beginning in fiscal year 2026-27.

This Instructional Continuity Plan will be formally integrated into TEACH Academy of Technologies' Comprehensive School Safety Plan (CSSP) by July 1, 2025, in compliance with Senate Bill 153. This integration ensures alignment with statewide emergency preparedness standards and strengthens TEACH Academy's overall ability to respond effectively during disruptions.

Beginning in fiscal year 2026–27, inclusion of the ICP in the locally adopted CSSP will be a condition for approval of Form J-13A waiver requests. The ICP will function alongside physical safety measures, wellness initiatives, and operational protocols to provide a holistic approach to continuity and resilience.

Review and Updates of this Instructional Continuity Plan (ICP)

Frequency of review and update of this ICP.

This Instructional Continuity Plan will be reviewed and updated in collaboration with Educational Partners, considering feedback and lessons learned on the following basis:

The ICP will be reviewed annually, typically in May, in collaboration with TEACH Academy’s educational partners—including parents, students, faculty, and support staff. This process will incorporate lessons learned from past emergencies, stakeholder feedback, and updates to CDE guidelines.

The TEACH Leadership Team will oversee this review cycle, ensuring revisions reflect practical realities, emerging needs, and policy changes. Emergency-driven updates may also be enacted outside the annual timeline, allowing the plan to remain adaptive and current across school years.

Safety Plan Review, Evaluation and Amendment Procedures

Safety Plan Review, Evaluation and Amendment Procedures will be conducted during meetings that include all stakeholders. For example they will be reviewed at staff meetings, Coffee with the Principal, ELAC, and SSC committee meetings.

Safety Plan Appendices

Emergency Contact Numbers

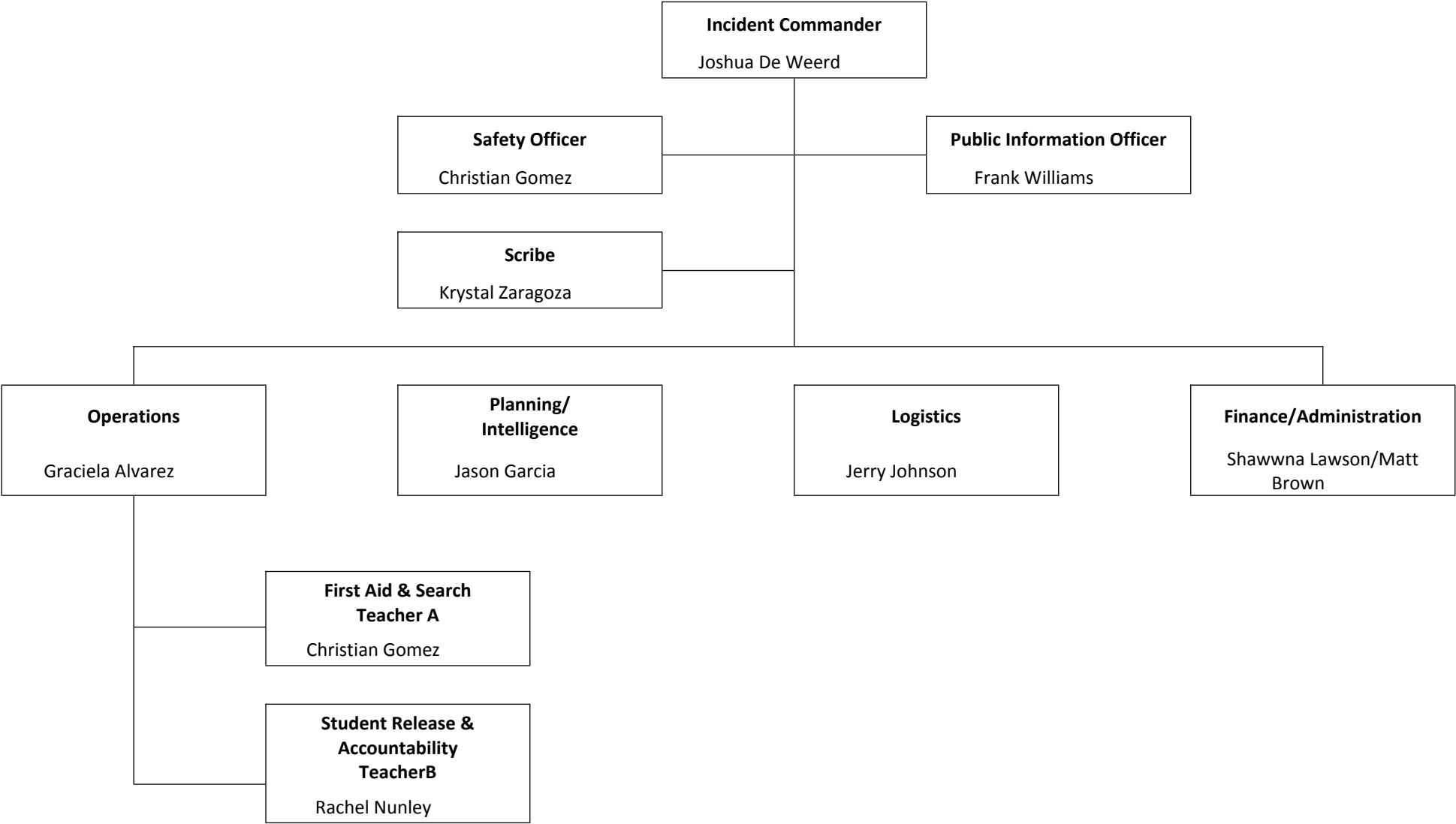
Utilities, Responders and Communication Resources

Type	Vendor	Number	Comments
Law Enforcement/Fire/Paramedic	911	911	
Public Utilities	LADWP	(800) 342-5397	
Local Hospitals	King Hospital	(310) 668-5011	
Emergency Services	911	911	

Safety Plan Review, Evaluation and Amendment Procedures

Activity Description (i.e. review steps, meetings conducted, approvals, etc)	Date and Time	Attached Document (description and location)
School Wide Meeting conducted twice a year.	End of each semester	Kept in document tracking system

TEACH Academy of Technologies Incident Command System



Incident Command Team Responsibilities

Standardized Emergency Response Management System Overview

The California Standardized Emergency Management System (SEMS) is designed to centralize and coordinate emergency response through the use of standardized terminology and processes. This greatly facilitates the flow of information and resources among the agencies participating in response to an emergency. SEMS consists of five functions:

A.1 INCIDENT COMMANDER

Primary:	Joshua	De	Weerd
Alternate:		Christian	Gomez

The Incident Commander (IC) is responsible for emergency and/or disaster operations and shall remain at the Command Post (CP) to observe and direct all operations. You are responsible to ensure the safety of students, staff and others on campus. Lead by example; your behavior and decisions set the tone for staff and students.

Start up actions:

- Obtain your personal safety equipment; i.e. hardhat, vest, clipboard with job description sheet
- Access type and scope of emergency.
- Determine threat to human life and structures.
- Implement the Emergency Operations Plan and relevant hazard specific procedures.
- Assume the duties of ALL incident positions until staff is assigned and available.
- Activate functions (assign positions) as needed. Appoint a backup or alternate for IC.
- Assign staff to initiate check-in procedures.
- Ensure that an incident organization and staffing chart is posted and arriving staff are assigned by name.
- Ensure the Incident Command Post is properly set up and ready for operation.
- Ensure that telephone and/or radio communication with other facilities are established and tested.
- In conjunction with the Planning Section Chief, develop and communicate an incident action plan with objectives and a time frame to meet those objectives.
- Open and maintain a position log.

Ongoing operational Duties:

- Continue to monitor and assess total school situation.
- View site map periodically for Search and Rescue progress and damage assessment information.
- Check with section chiefs for periodic updates.
- Reassign personnel as needed.
- Report (through communication) to School District office contact on status of students, staff and campus as needed.
- Establish contact with XXX School District, local law enforcement and/ or fire department and other agencies, as needed, to provide assistance and/ or to keep informed of school disaster status.
- Develop and communicate with Planning Section revised incident action plans as needed.
- In conjunction with the Public Information Officer, conduct press briefings and review media releases as required. Establish procedures for information releases and press briefings with other agencies who may be involved.
- Begin student release when appropriate. NOTE: No student should be released until student accounting is complete. Never send students home before the end of the regular school day unless directed by the Superintendent or his/her designee, except individuals on request of parent/ guardian.
- Utilize your alternate; plan and take regular breaks, 5-10 minutes per hour away from CP.
- Plan regular breaks for all staff and volunteers. Take care of your caregivers.
- Thoroughly brief relief staff upon shift change.
- If incident becomes a Unified Command, thoroughly brief your Co-Incident Commander(s).
- Release teachers as appropriate. By law, during a disaster, teachers become "disaster workers." Stagger teachers and staff appropriate release time to check on family and loved ones when possible.
- Remain on and in charge of your campus until redirected or released by the Superintendent or his/ her designee.

Closing Down:

- Authorize deactivation of sections, branches or units when they are no longer required.

- At the direction of the Superintendent or his/her designee, deactivate the entire emergency response. If the Fire Department or other outside agency calls an “All Clear,” contact the district before taking any further action.
- Ensure the return of all equipment and reusable supplies to Logistics.
- Close out all logs. Ensure that all logs, reports, and other relevant documents are completed and provided to the Documentation Unit.
- Proclaim termination of the emergency and proceed with recovery operations if necessary.

Command Post Equipment and Supplies:

- Emergency Operations Plan
- Campus maps
- Master keys
- Pens, pencils etc.
- Clipboards
- Staff and student rosters- 2 sets
- 2- way radio
- Cell phone
- AM/FM portable radio
- Bullhorn
- Tables and chairs
- Canopy for shelter (if outside)
- Hardhat
- Vest
- Activity log

A.2	Safety	Officer
Primary:	Christian	Gomez
Alternate:	Racquel	Nunley

The Safety Officer ensures that all activities are conducted in as safe a manner as possible under the circumstances which exist.

Start up Actions:

- Check in with Incident Commander for situation briefing.
- Obtain necessary equipment and supplies from logistics.
- Put on position identifier, such as vest or hat, if available.
- Open and maintain a position log. Maintain all required records and documentation to support the history of the emergency or disaster.
- Document the following: Messages received, action taken, decision justification and documentation, requests filled.

Operational Duties:

- Monitor drills, exercises and emergency response for safety.
- Identify and mitigate safety hazards and situations.
- Stop or modify all unsafe operations.
- Ensure that responders use appropriate safety equipment.
- Think ahead and anticipate situations and problems before they occur.
- Anticipate situation changes, such as severe aftershocks in all planning.
- Ensure personnel have adequate intake of water and healthy meals, in the event of a prolonged activation.
- Keep the Incident Commander (IC) advised of your status and activity and on any problem areas that now need or will require solutions.

Closing Down:

- When authorized by IC, deactivate the unit and close out all logs. Provide logs and other relevant documents to the Documentation Unit.

Safety Officer Supplies/ Equipment:

- Vest or position identifier
- Hardhat
- Clipboard, paper, pens and pencils
- Two-way radio

A.3.	Public	Information	Officer
	Primary:	Frank	Williams
Alternate:		Graciela	Alvarez

The Public Information Officer (PIO) acts as the official spokesperson for the school site in an emergency situation. If a School District PIO is available, he/she will be the official spokesperson. A school site based PIO should only be used if the media is on campus and the district PIO is not available or forthcoming.

- Important Note- the public has the right and need to know important information related to emergencies/ disaster at the school site as soon as it is available and does not jeopardize an ongoing investigation or local and/or national security.
- News media can play a key role assisting the school in getting emergency/ disaster related information to the public and parents. Information released must be consistent, accurate and timely.

Start up Actions:

- Determine a possible “news center” site as a media reception area (located away from the Command Post and students). Get approval from the Incident Commander.
- Identify yourself as the “PIO” (vest, visor, hat, sign etc.)
- Consult with district PIO to coordinate information release.
- Assess situation and obtain statement from IC. Tape record if possible.
- Advise arriving media that the site is preparing a press release and approximate time of its issue.
- Open and maintain a position log of your actions and all communications. If possible, tape media briefings. Keep all documentation to support the history of the event.
- Contact local Emergency Operations Center (EOC) to coordinate incident specific information to be released to media (i.e.; size of disaster ect.)

Operational Duties:

- Keep up to date on the situation
- Statements must be approved by the IC and should reflect:

-Reassurance

-Incident or disaster cause and time of origin
 -Size and scope of incident

-Current situation e.g. condition of school site, evacuation
 progress, care being given, injuries, student release location,
 etc. Do not release any names.

-Resources

-Best routes to school if known and appropriate

-Any information school wishes to be released to the public

- Read statements if possible
- When answering questions, be complete and truthful, always considering and emotional impact. Avoid speculation, bluffing, lying, and talking ‘off the record’ arguing, etc. Avoid use of the phrase “no comment.”
- Remind school staff to refer all questions from media or waiting parents to the PIO.
- Update information periodically with IC
- Ensure announcements and other information is translated into other languages as needed.
- Monitor news broadcasts about incident. Correct any misinformation heard.

Closing Down:

- At the Incident Commanders direction, release PIO staff no longer needed. Direct staff members to sign out through Timekeeping.

- Return equipment and reusable supplies to Logistics
- Close out all logs. Provide logs and other relevant documents to the Documentation Unit

Public Information Officer Equipment and Supplies

- ID Vest
- Battery Operated AM/FM radio and/or television (if possible)
- Paper/pencils/marketing pens
- Scotch tape/masking tape
- Scissors
- School site maps and area maps
- Laminated poster board or dry erase board for display
- Activity Log

A.4.	Liaison	Officer
Primary:	Calvin	Williams
Alternate:	Jocelyn	Ramirez

The Liaison Officer serves as the point of contact for outside Agency representatives offering organizational assistance during school site emergency response. The Liaison Officer coordinates the efforts of these outside agencies while on-site to ensure the proper flow of information.

Start up Actions:

- Check with Incident Commander (IC) for situation briefing
- Determine your personal operating location and set up as necessary. All command staff should be congregated in one location at an Emergency Operations Center (EOC).
- Obtain necessary equipment and supplies from logistics.
- Put on position identifier, such as vest or hat if available.
- Open and maintain a position log. Maintain all required records and documentation to support the history of the situation.

Operational duties:

- Brief Agency Representatives on current situation, priorities and incident action plan.
- Ensure coordination of efforts by keeping IC informed of agencies action plans.
- Provide periodic update briefings to Agency Representatives as necessary.
- Contact the American Red Cross and have them provide a representative to assess the situation.

Closing Down:

- At the Incident Commanders direction, deactivate the Liaison Officer position and release staff no longer needed. Direct staff members to sign out through Timekeeping.
- Return equipment and reusable supplies to Logistics.
- Close out all logs. Provide logs and other relevant documents to the Documentation Unit.

Liaison Officer Equipment and Supplies

- Vest, hat position identifier.
- Two-way radio
- Clipboard, paper and pens
- Activity Log

OPERATIONS

SECTION

B.1	OPERATIONS	SECTION	CHIEF
Primary:	Graciela		Alvarez
Alternate:	Joshua	De	Weerd

The Operations Chief manages the direct response to the disaster, which can include the following teams:

- Site Security
- Search and Rescue
- Student Care
- Medical, First Aid
- Student Release

Start up Actions:

- Check in with Incident Commander for situation briefing.
- Obtain necessary equipment and supplies from Logistics.
- Assume the duties of ALL Operations Section positions until staff is available and assigned.
- Activate Team Leaders.
- Meet with Team Leaders and initiate response activities.
- Open and maintain activity log.
- Put on position identifier, such as vest or hat if available.

Operational Duties:

- As staff is assigned, brief them on the situation and supervise their activities, utilizing the position checklists.
- If additional supplies or staff is needed for the Operations Section, notify Logistics. When additional staff arrives, brief them on the situation, and assign them as needed.
- Coordinate Search and Rescue operations. Appoint Search and Team leaders to direct their operations if necessary.
- As information is received from Operations Staff, pass it on to Situation Analysis and/or the Incident Commander.
- Inform the Incident Commander regarding tasks and priorities.
- Make sure that Operations staff is following standard procedures, utilizing appropriate safety gear and documenting their activities.
- Schedule breaks and reassign Operations staff within the section as needed.

Closing Down:

- At the Incident Commanders direction, release Operations staff no longer needed. Direct staff members to sign out through Timekeeping.
- Return equipment and reusable supplies to Logistics.
- When authorized by IC, deactivate the section and close out all logs. Provide logs and other relevant documents to the Documentation Unit.

Operations Section Chief Equipment and Supplies:

- Vest or position identifier
- Two-way radio
- Search and Rescue Equipment
- Job Description
- Clipboard, paper or notebook, pens and pencils
- Search and Rescue maps
- Large campus maps
- Activity Log

B.2	Security	Team	Leader
Primary:		Jason	Garcia
Alternate:		Jerry	Johnson

Assess, identify and mitigate (to the extent possible) campus hazards during and immediately following and on-site disaster/emergency. This team is also responsible for campus security for the duration of the incident, or until the arrival of first responders that assume responsibility.

Personnel: Staff as assigned. Work in pairs.

Start up Actions:

- Attend a briefing with Operations Section Chief and other Operations Team Leaders.
- Open and maintain position activity log.
- Assess available personnel and make appropriate assignments.
- Assume all Team duties until staff is assigned and available.
- Survey on-campus hazards and prioritize team response.
- Wear hardhat and orange identification vest.
- Take appropriate tools, job description clipboard and radio.
- Check all equipment for batteries, wear and tear etc.

Operational Duties:

- Coordinate activities of Site Security Team.
- Verify the shut-off of utilities as necessary.
- Determine integrity of on-campus water system and report this information to the Operations Section Chief.
- Direct the suppression of small fires.
- Coordinate the location of existing and potential hazards.
- Facilitate emergency vehicle access to the campus.
- Oversee/Monitor campus security/perimeter control
- Secure school campus and buildings from un-authorized access.

Closing Down:

- Return equipment and reusable supplies to Logistics.
- When authorized by the Incident Commander, close out all logs. Provide logs and other relevant documents to the Documentation Unit.

Security Team Leader Equipment and Supplies

- Vest
- Hardhat
- Work gloves
- Whistle
- First Aid Kit
- Two- way radio
- Grand Master Key(s)
- Carry bucket or duffel bag with goggles, flashlight, dust masks, yellow caution tape, crescent wrench and shut off tools for gas.
- Activity log

B.3 Search and Rescue Team Leader

Primary:	Daniel	Rivera
Alternate:	Rachel	Nunley

The Search and Rescue Team Leader is responsible for coordinating all on-site search and rescue efforts. This responsibility includes identifying search and rescue priorities and making team assignments. The Search and Rescue team Leader is also responsible for ensuring the safety of his/her teams while they are in the field.

Start up Actions:

- Obtain all necessary equipment.
- Obtain briefing from operations Chief, noting known fires, injuries, or other situations requiring response.
- Assume all Team duties until staff is assigned and available.
- Assign teams based on available manpower, minimum 2 persons per team.

Operational Duties:

- Perform visual check of outfitted team leaving CP, include radio check. Teams must wear sturdy shoes and safety equipment.
- Record names and assignments before deploying teams.
- Dispatch teams to high priority areas first, then to search the campus using specific planned routes.
- Send a specific map assignment with each team.
- Remain at Command Post (CP) in radio contact with Search and Rescue Teams.
- Record all teams' progress and reports on site map, keeping other at CP informed of problems. When a room is reported clear, mark a "C" on the site map.
- If injured students or staff is located, consult Operations Chief for response. Utilize Transport Teams, or send a Medical/First Aid Team.
- Record exact location of damage and triage tally (I=immediate, D=delayed, DEAD=dead) on map.
- Keep radio communication brief and simple. No codes.

Closing Down:

- Record the return of each SAR Team. Direct them to return equipment and report for additional assignments to Logistics.
- Provide maps and logs to the Documentation Unit.

Search and Rescue Team Leader and Teams Equipment/Supplies

- Vest
- Hardhat
- Work gloves
- Latex Gloves
- Whistle with Master key on lanyard
- One member wear first aid backpack
- Teams have 2-way radio each
- Clipboard with job description and maps of site indicating search plans.
- Goggles
- Flashlight
- Dust masks
- Pry bar
- Grease pencil
- Pens and pencils
- Duct tape
- Masking tape
- Activity log

B.4	Search	and	Rescue	Teams
Team	#1		Kevin	White
Team	#2		Rene	Sorto
Team		#3		TBD

The Search and Rescue Team (SAR) is responsible for safely conducting all on-site search and rescue efforts under the direction of the Search and Rescue Team Leader.

Start up Actions:

- Report to Search and Rescue Team Leader for briefing and assignments.
- Gather all SAR Equipment and personnel safety gear.
- Check flashlight and radio batteries; perform radio gear.
- Visually inspect each other's gear.
- Make sure you and your partner have school site maps and are clear on your assignment
- Report gas leaks, fires, or structural damage to CP immediately upon discovery. Shut off gas or extinguish fires if possible.

- Before entering a building, inspect complete exterior of building. Report structural damage to team leader. Use yellow caution tape to barricade hazardous areas.
- Do not enter severely damaged buildings.
- If building is safe to enter, search assigned area (following map) using orderly pattern. Check all rooms. Use chalk or grease pencil to mark slash on door when entering room. Check under desks and tables.
- Search visually and vocally. Listen. When leaving each room, close slash to form "X" on door. Report by radio to Command Post that room has been cleared.
- When injured victim is located, team transmit location, number of injured and condition of injured to CP. Do not use names of students or staff on radio. Follow directions from Command post.
- Record exact location of damage and triage tally on map and report information to CP.
- Keep radio communication brief and simple, avoid codes.

Closing Down:

- Return equipment to Logistics. Provide maps and logs to the Documentation Unit.

Search and Rescue Team Leader and Teams Equipment/Supplies

- Vest
- Hardhat
- Work gloves
- Latex Gloves
- Whistle with Master key on lanyard
- One member wear first aid backpack
- Teams have 2-way radio each
- Clipboard with job description and maps of site indicating search plans.
- Goggles
- Flashlight
- Dust masks
- Pry bar
- Grease pencil
- Pens and pencils
- Duct tape
- Masking tape
- Activity log

B.5	Medical	Team	Leader
Primary:	Floralidia		Portillo
Alternate:	Adriana		Martinez

The Medical Team Leader is responsible for the provision of emergency medical response, first aid and counseling. Informs the Operations Chief or Incident Commander when the situation requires health or medical services that staff cannot provide. Ensures that appropriate actions are taken in the event of deaths.

Start Up Actions:

- Establish scope of incident with Incident Commander and determine probability of outside emergency medical support and transport needs.
- Assume all Team duties until staff is assigned and available.
- Make Team personnel assignments. If possible, assign a minimum of two people to Triage, two to Immediate, two to Delayed, and two to Psychological.
- Setup first aid area in a safe place, away from students and parents, with access to emergency vehicles. Obtain equipment/ supplies.
- Assess available inventory of supplies and equipment.
- Review safety procedures and assignments with personnel.

- Establish point of entry for triage into treatment area.
- Establish immediate and delayed treated areas.
- Set up separated Psychological First Aid area if staff levels are sufficient.

Operational Duties:

- Oversee care, treatment, and assessment of patients.
- Ensure Caregiver and rescuer safety: Latex gloves for protection.
- Make sure that accurate records are kept.
- Provide personnel response for injuries in remote locations or request transport team from Logistics.
- If needed, request additional personnel from Logistics.
- Report deaths immediately to Operations Chief.
- Keep Operations Chief informed of overall status.
- Set up morgue, if necessary, in cool, isolated secure area; follow guidelines.
- Stay alert for communicable and isolate as appropriate.
- Consult with Student Care director regarding health care, medications and meals for students with known medical conditions.

Closing Down

- At the Incident Commanders direction, release Medical staff no longer needed. Direct staff members to sign out through Timekeeping.
- Return equipment and reusable supplies to Logistics.
- When authorized by the Incident Commander, deactivate the section and close out all logs. Provide logs and other relevant documents to the Documentation Unit.

Medical Team Leader Equipment and Supplies

- Vest
- Hardhat
- Work gloves
- Latex Gloves
- Whistle with Master key on lanyard
- First Aid Kits w/ backpacks
- Teams have 2-way radio each
- Clipboard with job description and maps of site indicating search plans.
- Goggles
- Flashlight
- Dust masks
- Grease pencil
- Pens and pencils
- Duct tape
- Masking tape
- Stretchers
- Blankets
- Quick Medical Reference Guides
- Tables and Chairs
- Ground cover
- Activity log

B.6	Medical	Teams
Team		#1
Primary:	Noelle	Triay
Alternate:	Mauricio	Martinez

Use approved safety equipment and techniques. Locate staff that is first aid trained and if possible, first aid certified.

Start Up Actions:

- Obtain and wear personnel safety equipment including latex gloves.
- Check with Medical Team Leader for assignment

Operational Duties:

- Administer appropriate first aid.
- Keep accurate records of care given.
- Continue to assess victims at regular intervals.
- Report deaths immediately to Medical Team Leader
- If, and when, transport is available, do final assessment and document on triage tag. Keep and file records for reference- do not send with victim.
- Students Emergency Card must accompany student removed from campus to receive advanced medical attention. Send emergency out of area phone number

Triage Entry Area:

- Staffed with a minimum of 2 trained team members, if possible.

-One member confirms triage tag category (red, yellow, green) and Directs to proper treatment area. Should take 30 seconds to assess, no treatment takes place here. Assess if not logged.

- Second team member logs victim's names on form and sends forms to CP as completed.

Treatment Area:

- Staff with minimum of 2 team members per area if possible.
- One member completes secondary head to toe assessment.
- Second member records information on triage tag and on site treatment records.
- Follow categories: Immediate, Delayed, Dead
- When using 2 way radios, do not use names of injured or dead.

Closing Down:

- Return equipment and unused supplies to Logistics.
- Clean up first aid area. Dispose of Hazardous waste safely.
- Complete all paperwork and turn it in to the Documentation Unit.

Medical Teams Equipment/Supplies

- Vest
- Hardhat
- Work gloves
- Latex Gloves
- Whistle with Master key on lanyard
- One member wear first aid backpack
- Teams have 2-way radio each
- Clipboard with job description and maps of site indicating search plans.
- Goggles
- Flashlight
- Dust masks
- Pry bar
- Grease pencil
- Pens and pencils
- Duct tape
- Masking tape
- Activity log

B.7 Student Care Team Leader: Noelle Triay

The Student Care Team Leader is responsible for providing for the safe sheltering and care of students and staff while on-site during an emergency. This person is also in charge of facilitating campus evacuation, when the school site is deemed, by the Management Team to be unsafe.

Personnel: Classroom teachers, substitute teachers and staff are assigned.

Start-up Actions:

- Wear identification vest if available.
- Take job description clipboard and a radio
- Check in with Operations Chief for situation briefing.
- Assume all Team duties until staff is assigned and available.
- Assign personnel to assignments as needed.
- If designated assembly/shelter site is destroyed or inaccessible, consult with Operations Sections Chief and determine alternate location.

- If school is evacuating:
- Verify that the assembly area and routes to it are safe.
- Count or observe the classrooms as they exit, to make sure that all classes evacuate.
- Initiate the set-up of portable toilet facilities and hand washing stations.

- Ensure initial record of all students and staff in shelter/assembly area is made and that it is updated regularly during the disaster.
- Monitor the safety and well being of the students and staff in the shelter/assembly area.
- Oversee the procurement and distribution of food and water.
- Direct set-up of sanitary facilities when necessary.
- Coordinate Student Release with Student Release Team Leader when directed by Operations Section chief.
- Administer minor first aid as needed.
- Determine the need for setting up a counseling/mental health site.
- Communicate need to Operations Section Chief.
- Arrange for counseling and mental health intervention as needed.
- Coordinate with Medical Branch for treatment of more serious physical and mental health care.

Closing down:

- Close shelter per direction of Operations Section Chief.
- Return equipment and reusable supplies to Logistics.
- When authorized by IC, close out all logs. Provide logs and other relevant documents to the Documentation Unit.

Student Care Team Leader Equipment/ Supplies

- Vest
- 2 way radio
- Ground cover Tarps
- First aid kit
- Water
- Food
- Sanitation supplies
- Activities for students: books, games, etc.
- Activity Log

B.8	Student	Care	Teams
Primary:	Jocelyn		Ramirez
Secondary:	Calvin		Williams

Provide for the safe sheltering and care of students and staff while on-site during an emergency. This team is also responsible for

facilitating campus evacuation when the school site is deemed by the Management Team to be unsafe.

Start-up Actions:

- Meet with Student Care Team Leader.
- Secure assembly site or set up shelter per directions of Student Care Team Leader.
- Gather all supplies from storage locker(s) and transport to assembly/shelter site.
- Conduct initial population assessment.

Operational Duties:

- Facilitate the orderly distribution of food and water.
- Set up sanitary facilities per direction of Student Care Team Leader.
- Make arrangements to provide shelter for students and staff.
- Maintain and update student and staff population log.
- Ensure initial record of all students and staff in shelter/assembly area is made and that it is updated regularly during the incident.
- Monitor the safety and well being of the students and staff in the shelter/assembly area.
- Administer minor first aid as needed.
- Administer counseling and mental health intervention as needed.
- Maintain log of all assistance given and nature of that assistance.
- Cooperate with Student Release Team to facilitate orderly Student Release (when directed by Student Care Tea, Leader).
- Arrange activities and keep students reassured.
- Update records of the number of students and staff in the assembly area (or in the buildings).
- Direct all requests for information to PIO.

Closing Down:

- Close shelter per direction of Operations Section Chief.
- Return equipment and reusable supplies to Logistics.
- When authorized by IC, close out all logs. Provide logs and other relevant documents to the Documentation Unit.

Student Care Team Equipment/ Supplies

- Vest
- 2 way radio
- Ground cover Tarps
- First aid kit
- Water
- Food
- Sanitation supplies
- Activities for students: books, games, etc.
- Activity Log

B.9	Student	Release	Team	Leader
Primary:		Helen		Ray

Oversee the reunification of students with their parents or authorized adult through separate Request and Release Gates.

Personnel: School Registrar, available staff and emergency volunteers. Law enforcement if available, to maintain security of release area.

Start up Actions:

- Attend a briefing with the Operations Section Chief and other Operations Team Leaders.
- Open and maintain position activity log.
- Assume all Team duties until staff is assigned and available.
- Designate secure areas for student request and release and authorize setup.

- Set up Request Gate at a main student access gate if possible. Note: Release Gate should be some distance from Request Gate.
- Obtain and wear vest or position identifier, if available.
- Obtain necessary equipment and forms from logistics.

Operational Duties:

- Monitor request and release operations.
- Oversee Student Release Team "Procedures" for request and release of students.
- Assist with the location/ verification of missing students.
- Stay in contact with Student Care, Site Security, and Medical Team Leaders.

Closing Down:

- At the direction of the Operations Chief, Return equipment and unused supplies to Logistics.
- Complete all paperwork and turn in to the Documentation Unit.

Student Release Team Leader Equipment/Supplies

- Job Description clipboards
- Pens, pencils and staplers.
- Boxes of Emergency Cards.
- Signs to mark Parent Request Gate and Parent Release Gate.
- Signs for alphabetical grouping to organize the parents (A-F etc.)
- Student Release Log

B.10	Student	Release	Team
Primary:	Krystal		Zaragoza

Start up Actions:

- Report to Student Release Team Leader for briefing and assignments.
- Gather all student release equipment and supplies.
- Set up Request Gate at a main student access gate.
- Post alphabetical signage on Request Table to organize parent requests (example: A-F, G-L, M-R, S-Z).
- Have Student Release Forms available for parents outside of fence at Request Gate. Have support from other staff and law enforcement, if available.
- Set up Student Release Gate some distance from Request Gate.
- Have Student Release Forms available on clipboards.
- Secure area against unauthorized access. Mark gates with signs.
- Obtain and wear vest or position identifier.
- Obtain necessary equipment and forms from Logistics.

Operational Duties:

- Follow procedures outlined below to ensure the safe reunification of students with their parents or guardians.
- Refer all requests for information to the Public Information Officer. DO NOT SPREAD RUMORS!
- Maintain log of students released.

Procedures:

- Divide Student Emergency Cards according to alphabetical groupings posted at Request Table.
- Requesting adult fills out Student Release Form, gives it to a staff member, and shows identification.
- Staff verifies identification, pulls Emergency Card from file and verifies that the requester is listed on the Emergency Card.
- Staff instructs the requester to proceed to the Release Gate.
- If there are two copies of the Emergency Cards (one at each gate) staff files the Emergency Card in the "out" box. If there is only one copy, runner takes the card with the Student Release Form and staff files a blank card with the student's name on it in the "out" box.

- Runner takes form(s) to the designated classroom. Note: If parent refuses to wait on line, don't argue. Note time with appropriate comments on Emergency Card and place in "out" box.

If student is with class:

- Runner shows Student Release Form to teacher.
- Teacher makes notation, "Sent with runner."
- If appropriate, teacher sends parent copy of first aid form with runner.
- Runner walks student(s) to Release Gate.
- Runner hands paperwork to release personnel.
- Release staff match student to requester, verify proof of identification, ask requester to fill out and sign the lower portion of Student Release Form, and release student. Parents are given the Notice of First Aid Care Given, if applicable.

If student is NOT with the class:

- Teacher makes appropriate notation on Student Release Form:

"Absent" if student was never in school that day.
 "First Aid" if student is in Medical Treatment Area.

"Missing" if student was in school, but now cannot be located.

- Runner takes Student Release Form to Student Release Team Leader.
- Student Release Team Leader verifies student location with Command Post (if known) and meets with parent(s).
- If runner is retrieving multiple students and one or more are missing, walk available students to Release Gate before returning "Missing" forms to Student Release Team Leader for verification.
- Parent should be notified of missing student status and escorted to crisis counselor.
- If student is in first aid, parent should be escorted to medical Treatment Area.
- If student was marked absent, Student Release Team Leader will notify parent.

Closing Down:

- Close Request and Release tables when directed by Student Release Team Leader.
- Make sure all confidential information and emergency cards are returned to Team Leader for secure storage.
- Return all equipment to Logistics.
- Complete/close out all logs and turn them over to Documentation Unit.

Student Release Team Equipment/Supplies

- Job Description clipboards
- Pens, pencils and staplers.
- Boxes of Emergency Cards.
- Signs to mark Parent Request Gate and Parent Release Gate.
- Signs for alphabetical grouping to organize the parents (A-F etc.)
- Student Release Log

PLANNING

SECTION

C.1

PLANNING

SECTION

CHIEF

Primary:

Joshua

De

Weerd

This section is responsible for the collection, evaluation, documentation and use of information about the development of the incident and the status of resources. Maintain accurate records and site map. Provide ongoing analysis of situation and resource status. Work with Incident Commander to develop the Incident Action Plan. The Section is made up of the Documentation Unit and the Situation Analysis Unit.

Start up Actions:

- Check in with Incident Commander (IC) for situation briefing.
- Obtain necessary equipment and supplies from Logistics.
- Open and maintain activity log.
- Assume duties of ALL Planning Section positions until staff is assigned and available.
- Activate Unit Leaders as needed.

- Put on position identifier, such as vest etc.
- File all reports for reference.
- Important: a permanent log may be typed or rewritten at a later time for clarity and better understanding. Keep all original notes and records—they are legal documents.

Student and Staff Accounting:

- Receive record and analyze Student Accounting forms.
- Coordinate with the Staffing Unit in Logistics to ensure that staff sign in, recording name, assignment, and time on-duty and off-duty.
- Check off staff roster. Compute number of students, staff and others on campus for Situation Analysis. Update periodically.
- Report missing persons and site damage to Command Post.
- Report first aid needs to Medical Team Leader.
- File forms for reference.

Closing Down:

- Collect and file all paperwork and documentation from deactivating sections.
- Securely package and store these documents for future use.
- Return equipment and reusable supplies to Logistics.

Planning Chief Equipment/Supplies

- 2 way radio
- Paper, pens
- File Box
- Job Description clipboard
- Forms: Situation/Status Report

Situation/	Status	Update
Check in with Planning for situation briefing.		
<ul style="list-style-type: none"> • Obtain necessary equipd supplies from Logistics. 		

Operational	Duties
-------------	--------

Situation Status – Map

- Collect, organize and analyze situation information.
- Mark site map appropriately as related reports are received. This includes but is not limited to Search and Rescue reports and damage updates, giving a concise picture status of campus.
- Preserve map as legal document until photographed.
- Use area-wide map to record information on major incidents, road closures, utility outages, etc. (This information may be useful to staff for planning routes home etc.

Situation Analysis:

- Provide current situation assessments based on analysis of information received.
- Develop situation reports for the Command Post to support the action planning process.
- Think ahead and anticipate situations and problems before they occur.
- Report only to Command Post Personnel. Refer all other requests to Public Information Officer.

Closing Down:

- Close out all logs and turn all documents into Documentation.
- Return equipment and reusable supplies to Logistics.

Situation Analysis Unit Equipment/Supplies

- 2 way radio
- Paper and pens, pencils
- File boxes

- Job Description clipboard
- Dry erase board and pens
- Tissues
- Large site map of campus, laminated or covered with Plexiglas

C.3 Documentation Unit

Primary: Joshua De Weerd

This unit is responsible for the collection, evaluation, documentation and use of information about the development of the incident and the status of resources.

Start up Actions:

- Check in with Planning Chief for situation briefing.
- Obtain necessary equipment and supplies from Logistics.
- Put on position identifier, such as vest.
- Determine whether there will be a Staffing Unit and a Finance/Administration Section. If there is neither, the Documentation Unit will be responsible for maintaining all records of any expenditures as well as all personnel time keeping records.

Operational Duties

- Maintain time log of the incident, noting all actions and reports.
- Record content of all communication with XXX School District Emergency Operations Center (EOC).
- Record verbal communication for basic content.
- Log in all written reports.
- File all reports for reference.

Student and Staff Accounting:

- Receive record and analyze Student Accounting forms.
- Coordinate with the Staffing Unit in Logistics to ensure that staff signs in, recording name, assignment, and time on duty and off duty.
- Check off staff roster. Compute number of students, staff and others on campus for Situation Analysis. Update periodically.
- Report missing persons and site damage to Command Post.
- Report first aid needs to medical team leader.
- File forms for reference.

Closing Down:

- Collect and file all paper work and documentation from deactivating sections.
- Securely package and store these documents for future use.
- Return equipment and reusable supplies to Logistics.

Documentation Unit Equipment/Supplies

- 2 way radio
- Paper, pens and pencils, file boxes, Job Description Clipboard

C.4 Situation Analysis Unit

Primary: Christian Gomez

This section is responsible for the collection, evaluation, documentation and use of information about the development of the incident and status of resources. Maintain accurate site map. Provide ongoing analysis of situation and resource status.

Start Up Actions:

- Check in with Planning Chief for situation briefing.

- Obtain necessary equipment and supplies form Logistics.
- Put on position identifier, such as vest or hat.

Operational

Duties:

Situation Status- Map

- Collect, organize and analyze situation information.
- Mark site map appropriately as related reports are received. This includes but is not limited to Search and Rescue reports and damage updates, giving a concise picture status of campus.
- Preserve map as a legal document until photographed.
- Use area wide map to record information on major incidents, road closures, and utility outages. Can use by staff for planning routes away form campus.

Situation Analysis:

- Provide current situation assessments based on analysis if information received.
- Develop situation reports for the Command Post to support the action planning process.
- Think ahead and anticipate situations and problems before they occur.
- Report only to Command Post Personnel. Refer all other requests to Public Information Officer.

Closing Down:

- Close out all logs and turn into Documentation.
- Return equipment and reusable supplies to Logistics.

Situation Analysis Unit Equipment/Supplies

- 2 way radio
- Paper and pens, pencils, dry erase board and pens, tissues
- File boxes
- Job Description clipboard
- Large site map of campus laminated or covered with Plexiglas.

LOGISTICS

SECTION

D.1

LOGISTICS

SECTION

CHIEF

Primary:

Graciela

Alvarez

Secondary:

Joshua

De

Weerd

The Logistics Section is responsible for providing facilities, services, personnel, equipment, materials and forms in support of the incident. The section set ups and maintains an Incident Check-In Roster. The Section is made up of the following units: Supplies/Facilities, Staffing and Communications.

Start up Actions:

- Check in with Incident Commander for situation briefing.
- Obtain on site supplies and open facilities.
- Put on position identifier, such as vest or hat.
- Assume lead of all Logistics positions until staffed.
- Activate Team leaders.
- Begin distribution of supplies and equipment as needed.

Operational Duties:

- As (or if) staff is assigned, brief them on the situation and supervise their activities, utilizing the position checklists.
- Ensure that the Incident Command Post and other facilities are properly set up.
- Coordinate supplies, equipment and personnel needs with the Incident Commander.
- Maintain security of stored supplies and equipment.
- Oversee distribution of supplies and equipment where and as needed.

Closing Down:

- At the Incident Commander's direction, deactivate the section and close out all logs.
- Verify that closing tasks of all Logistics positions have been accomplished. Secure all equipment and supplies.

Logistics Section Chief Equipment/ Supplies

- 2-way radio
- Job Description clipboard
- Paper, pens and paper
- Cargo container or other storage area with emergency supplies stored on campus.

D.2	Supplies/Facilities	Unit
	Primary: Jerry	Johnson

This unit is responsible for providing facilities, equipment, supplies and materials in support of the incident.

Start Up Action:

- Check in with Logistics chief for situation briefing.
- Open supplies container or other storage area if necessary.
- Put on position identifier, such as vest or hat.
- Begin distribution of supplies and equipment as needed.
- Set up the Command Post.

Operational Duties:

- Maintain security of supplies and equipment.
- Distribute supplies and equipment as needed.
- Assist team members in locating appropriate supplies and equipment.
- Set up Staging Area, Sanitation Area, Feeding Area and other facilities as needed.

Closing Down:

- At the Logistic Chief's direction, receive all equipment and unused supplies as they are returned.
- Secure all equipment and supplies.

Supplies/ Facilities Unit Equipment/ Supplies

- 2 way radio
- Job Description clipboard
- Paper, pens and paper
- Cargo container or other storage area with emergency supplies stored on campus

D.3	Staffing	Unit
	Primary: Frank	Williams

This unit is responsible for coordinating the check in and assignment of personnel (staff, students, incident volunteers) in support of the incident.

Start Up Actions:

- Check in with Logistics Chief for situation briefing.
- Put on position identifier, such as vest, if available.
- Establish a check in location to insure that all personnel working on the incident are accounted for.
- Post signs so that staff can easily find incident check in location.

Operational duties:

- Open three logs to list staff, volunteers and students who are awaiting assignment.

- Ensure that staff sign in, recording name, assignment, and time on duty and off duty. Make photocopies for the Documentation Unit in the Planning Section.
- Deploy personnel as requested by the Incident Commander.
- Sign in volunteers, making sure that volunteers are wearing ID badges and are on the site disaster list. Unregistered volunteers need to be registered.

Closing Down:

- Ask volunteers to sign out.
- At the Logistic Chief's direction, close out all logs and turn them into Documentation Unit.
- Return all equipment and supplies.

Staffing Unit Equipment/ Supplies

- 2 way radio
- Job Description clipboard
- Paper, pens and paper
- Cargo container or other storage area with emergency supplies stored on campus

D.4	Communications	Unit
Primary:	Lisa	Bianchi

This unit is responsible for establishing, coordinating and directing verbal and written communications within the school disaster site and with the School District. If the School District cannot be contacted, communications may be made with outside agencies when necessary.

Personnel: School staff member with two-way radio, supported by student or disaster volunteer runners, and if available, a Disaster volunteer who is a qualified amateur radio operator.

Start Up Actions:

- Set up Communications station in a quiet location with access to the Command Post.
- Turn on radios and advise Command Post when ready to accept radio traffic.

Operational Duties:

- Coordinate all communications between site, XXX School District and local Emergency Operations Center.
- Use runners to deliver messages to the Incident Commander with copies to the Planning Section Chief.
- Maintain Communications log: Date/ Time/ Originator/ Recipient.
- Monitor AM/FM radio stations and local TV for local emergency news.
- Direct the media or the public to the Public Information Officer.

Closing Down:

- Close out all logs, message forms, etc. and turn them over to Documentation.
- Return all equipment and unused supplies to Logistics.

Communications Unit Equipment/ Supplies

- 2 way radios with spare batteries for each
- Job description clipboard
- Paper, pens and pencils
- Table and chairs
- AM/FM Radio and television if possible
- File boxes
- Tote tray for outgoing messages
- Activity Log

D.5	Transportation	Unit
-----	----------------	------

Primary:

Luis

Ramirez

The Transportation Unit is responsible for implementing the transportation plan during school emergencies. Part of those responsibilities include assessing the need for buses and trucks for the ferrying of students, staff and/or supplies and directing vehicles to where they are needed.

Start Up Actions:

- Attend a briefing with the Logistics Section Chief and the Supplies and Staffing Team Leader.
- Open and maintain position activity log.
- Gather all supplies and personal safety gear.

Operational Duties:

- Implement various components of the transportation plan.
- Direct the use of vehicles on campus.
- Stay in contact with Section Chief about the needs of other sections.

Closing Down:

- Release staff and volunteers per direction of Incident Commander.
- Arrange for return of vehicles to vendors.
- Make sure all equipment and reusable supplies are safely and securely stored.
- Close out all logs, messages forms, etc and turn them over to Documentation.
- Return all equipment and unused supplies to Logistics.

Transportation Unit Equipment/ Supplies

- 2 way radios with spare batteries for each
- Job description clipboard
- Paper, pens and pencils
- Table and chairs
- AM/FM Radio and television if possible
- File boxes
- Tote tray for outgoing messages
- Activity Log

FINANCE/ADMINISTRATION

SECTION

E.1

FINANCE/ADMINISTRATION

SECTION

CHIEF

Primary:

Matt

Brown

The Finance/Administration Section is responsible for financial tracking, procurement and cost analysis related to the disaster or emergency. Maintain financial records, track and record staff hours.

Start Up Actions:

- Check in with Incident Commander for situation briefing.
- Put on position identifier, such as vest or hat.
- Locate and set up workspace.
- Check in with the Documentation Clerk to collect records and information, which relate to personnel time keeping and/or purchasing.

Operational Duties:

- Assume all duties of the Recordkeeping Unit until staff is available and assigned.
- As (or if) staff is assigned, brief them on the situation and supervise their activities, utilizing the position checklists.
- Document all expenses for possible future reimbursement.

Closing Down:

- At the Incident Commander's direction, deactivate the section and close out all logs.

- Verify that closing tasks of all Finance/Administration positions have been accomplished. Secure all documents and records.

Finance/Administration Equipment/ Supplies

- Job Description clipboard
- Paper, Pens and Pencils
- Activity Log

E.2	Record	keeping	Unit
Primary:	Shawnna		Lawson

The Record keeping Unit is responsible for ensuring that records for personnel costs, volunteers, payroll, purchasing materials and supplies, insurance claims and cost recovery are maintained during campus emergencies.

Start Up Actions:

- Attend a briefing with Finance/Administration Section Chief.
- Locate all supplies.
- Activate personnel and make appropriate assignments.

Operational Duties:

- Monitor the tracking of staff and volunteer hours.
- Monitor the tracking of response-related requests and purchases.
- Facilitate the processing of purchase requests from Logistics Section Chief.

Closing Down:

- Release staff and volunteers per direction of Section Chief.
- Make sure all equipment and unused supplies are returned to Logistics.
- Complete/close-out all logs and turn them over Documentation Team.

Recordkeeping Unit Equipment/ Supplies

- Job Description clipboard
- Paper, Pens and Pencils
- Activity Log

9.TEACH	DISTRICT	EMERGENCY	RESPONSE	PROCEDURES
				<ul style="list-style-type: none"> • Local Emergency and Agency Phone Numbers • Overview of Emergency Procedures • Initial Response to Emergencies • Duck and Cover • Shelter In-Place • Lock Down • Building Evacuation • Off- Site Evacuation • All-Clear • Aircraft Crash • Animal Disturbance • Armed Assault on Campus • Biological or Chemical Release • Bomb Threat • Bus Disaster • Disorderly Conduct • Earthquake

- Explosion
- Fire
- Fire on School Grounds
- Flooding
- Incapacitated Staff Member
- Loss of Utilities
- Motor Vehicle Crash
- Psychological Trauma
- Suspected Contamination of Food and/ or Water
- Unlawful Walkout/Demonstration
- Windstorm
- First Aid Guidelines

Each procedure is described in detail and utilizes the school emergency management team for emergency procedures. Not every position may need to be activated on every incident. Each incident needs to be evaluated individually with appropriate response initiated depending on the complexity.

It is important to note that school administrators are responsible for the health and safety of students and staff during an emergency. Although the following procedures refer to specific actions, school administrators must exercise discretion in implementing standardized procedures, and should consider modifications as necessary to assure the health and safety of all personnel during an emergency.

Management

During an emergency, the Incident Commander directs response actions from a designated Command Post. To effectively do this, the Incident Commander must constantly assess the situation, and develop and implement appropriate strategies. The Incident Commander must be familiar with the available resources, accurately document all response actions, and effectively communicate response strategies to others participating in the response. This function is typically filled by the school principal. The principal is assisted in carrying out this function by a Public Information & Liaison Officer and Safety Officer.

Planning & Intelligence

Planning and Intelligence involves the use of various methods to efficiently gather information, weigh and document the information for significance, and actively assess the status of the emergency. This understanding and knowledge about the situation at hand is vital to the effective management of a response. These activities are performed by a single person who reports directly to the Incident Commander.

Operations

All response actions are implemented under by Operations. This includes staff performing first aid, crisis intervention, search and rescue, site security, damage assessment, evacuations, and the release of students.

Logistics

Logistics supports the response by coordinating personnel; assembling and deploying volunteers; providing supplies, equipment, and services; and facilitating communications among emergency responders.

Finance & Administration

Finance & Administration involves the purchasing of all necessary materials, tracking financial records, timekeeping for emergency responders, and recovering school records following an emergency. These activities are performed by a single person who reports directly to the Incident Commander.

Emergency Response Guidelines

Step One: Identify the Type of Emergency

Assess the situation carefully yet quickly. Is there immediate danger to staff or students? Is the danger within the building or outside the building? What is the magnitude of the event?

Step Two: Identify the Level of Emergency

What is the magnitude of the event? Is it life threatening? What needs to be done immediately to protect safety while further information is gathered?

Step Three: Determine the Immediate Response Action

Do not delay in calling 911 and the District Office. It is better to have emergency responders arrive and not be needed than to delay calling them and risk injury or harm.

Step Four: Communicate the Appropriate Response Action

Communicate clearly to staff and students what they should do immediately. Activate the emergency response team at the school as needed.

Types of Emergencies & Specific Procedures

Aircraft Crash

AIRCRAFT CRASH

Address situations involving and Aircraft Crash on or in proximity to school property.

Procedure

1. Call 911. School Administrator initiates appropriate immediate Response Action.
2. If school Administrator issues Evacuate Building action, staff and students evacuate buildings by prescribed routes or other safe routes to assembly/shelter area.
3. Teachers bring their student roster and take attendance at assembly/shelter site to account for students. Student Care Team notified of any missing students.
4. School Administrator calls District.
5. If on school property, Site Security secures crash area to prevent unauthorized access. For fuel or chemical spill on school property or utility interruption see appropriate section of Emergency Response Guide.
6. School Administrator directs Site Security Team to organize fire suppression activities until Fire Department arrives.
7. Medical Team checks injuries and provides appropriate first aid.
8. Any affected areas closed until appropriate public safety and hazardous materials agency provide clearance and School Administrator issues authorization to do so.
9. If it is unsafe to remain on campus, School Administrator initiates Off-Site Evacuation.

Animal Disturbance

ANIMAL DISTURBANCE

Procedure implemented when presence of a vicious animal or any wild animal threatens safety of students and staff.

Procedure:

1. School Administrator initiates appropriate Immediate Response Actions, which may include Lock Down or Evacuate Building.
2. Staff members attempt to isolate animal from students and staff, if it is safe to do so. If animal is outside, students are kept inside. If animal is inside, students remain outside away from animal. Isolate animal if possible.
3. For outside assistance, School Administrator is to call 911. If the situation is not life threatening, you can call the following appropriate number:
4. If staff member or student is injured, School/District Nurse, District Office and parent is notified.
5. School Administrator initiates Off-Site Evacuation if warranted.

Armed Assault on Campus

ARMED ASSAULT ON CAMPUS

Armed Assault on Campus involves one or more individuals who attempt to take hostages or cause physical harm to students and staff. Guns, knives or other harmful devices may be involved.

Procedure:

1. Upon first indication or armed assault, school personnel immediately call 911. Police is notified via radio or cell phone.
2. School Administrator is notified. School Administrator assures or designates a person to remain online with Police/Sheriff if safe to do so.
3. If suspect is seen, do not engage. This could generate a hostage situation. Give 911 operator a detailed description of suspect(s). If suspect is outside, try to keep suspect outside.
4. School Administrator initiates Lock Down Procedures.
5. Staff keeps everyone in an area under cover and as concealed as possible. Stay behind solid walls and doors; keep away from windows.
6. If students are in class at time of Lock Down, staff will:
 - Explain that there is an emergency.
 - Lock all classroom doors.

- Have students lie on floor, behind or underneath solid objects.
 - Close blinds stay away from windows.
 - Control all cell phone activity.
 - Remain in classroom until personally advised to move by administration or law enforcement.
7. If students are not in class at time of Lock Down, staff will:
- Move students to nearest available safe building, without drawing attention to self or students. If doors are locked, continue to look for a safe area.
 - Once inside, lock doors if possible; if lock is on outside of door, attempt secure door from inside.
 - Follow remaining steps in item 6 above.
8. Staff takes steps to calm and control students, and if safe to do so, attempt to maintain separation between students and suspect(s).
9. Maintain order in all areas of assembly or shelter, await arrival of law enforcement. Be prepared for lengthy stay.
10. All Clear signal will be made by personal notification only, after consultation with Law Enforcement Administrative Personnel on scene.
11. Staff is not to act upon bells or PA messages without this Personal Notification.

Biological or Chemical Release

BIOLOGICAL OR CHEMICAL RELEASE

A biological or Chemical Release involves discharge of a biological or chemical substance in a solid, liquid or gaseous state. The release of radioactive materials may happen. Common chemical threats within or adjacent to schools include discharge of acid in a school laboratory, overturned truck of hazardous materials in proximity of the school, or a nearby explosion at oil refinery, chemical plant or railroad yard.

Indicators suggesting the release of a biological or chemical substance: multiple victims suffering from watery eyes, twitching, choking or loss of coordination, or having trouble breathing. Other indicators may include an unusual odor or the presence of distressed animals or dead birds.

Scenario 1- Substance Released Inside a Room or Building

Procedure

1. School Administrator initiates Evacuate Building. Staff uses designated routes or other alternative safe routes to assigned assembly/shelter site, located upwind of affected room or building.
2. School Administrator call 911, providing exact location and nature of emergency.
3. School Administrator notifies District of situation.
4. Access to potentially contaminated areas is restricted.
5. Site Security Teams turns off local fans in area of release, closes windows and doors and shuts down the building's air system, if this can be done without exposure to released substance.
6. Persons who have come into direct contact with hazardous substances move to an area with fresh, clean air and wash with soap and water. Immediately remove and contain contaminated clothing. Do not use bleach or other disinfectants on potentially exposed skin. Individuals who have been contaminated "tropically" by a liquid are segregated from unaffected individuals (isolation does not apply to widespread airborne releases). Affected individuals remain isolated until cleared for by release by XXX County HazMat Interagency Team or XXX County Health Department. A member of Medical Team assesses need for medical attention, but should not come in contact with exposed persons unless fully protected with personal protective equipment.
7. Student Care Team provides a list of all people in affected room or contaminated area, specifying those who may have had actual contact with substance.
8. Any affected areas will not be reopened until XXX County HazMat Interagency Team or appropriate agency provides clearance and School Administrator gives authorization to do so.

Scenario 2- Substance Released Outdoors and Localized

Procedure

1. School Administrator determines appropriate immediate Response Action, which may include Shelter-In-Place or Evacuate Building while directing staff to remove students from affected areas to area upwind from the release.
2. Site Security Team establishes safe perimeter around affected area and ensures personnel do not reenter area.
3. School Administrator calls "911," providing exact location and nature of emergency.

4. School Administrator notifies District of situation.

A District Representative shall immediately notify the State Office of Emergency Services, (800) 852-7550 and advise of the situation.

5. Site Security Teams turns off local fans in area of release, closes windows and doors and shuts down the building's air system, if this can be done without exposure to released substance.

6. Persons who have come into direct contact with hazardous substances move to an area with fresh, clean air and wash with soap and water. Immediately remove and contain contaminated clothing. Do not use bleach or other disinfectants on potentially exposed skin. Individuals who have been contaminated "tropically" by a liquid are segregated from unaffected individuals (isolation does not apply to widespread airborne releases).

Affected individuals remain isolated until cleared for by release by XXX County HazMat Interagency Team or XXX County Health Department. A member of Medical Team assesses need for medical attention, but should not come in contact with exposed persons unless fully protected with personal protective equipment.

7. Student Care Team provides list of all people in areas of contamination, especially those who may have had actual contact with substance.

8. Any affected areas will not be reopened until XXX County Interagency HazMat Team or appropriate agency provides clearance and School Administrator gives authorization to do so.

Scenario 3: Substance Released In Surrounding Community

Procedure

1. School Administrator or local authorities determine potentially toxic substance has been released into the atmosphere. School Administrator initiates Shelter-In-Place.

2. Upon receiving Shelter-In-Place, notification, Site Security Team turns off local fans in area; closes and locks doors and windows; shuts down all building's air conditioning systems; seals gap under doors and windows with wet towels and/or duct tape; seals vents with aluminum foil or plastic wrap, and turns off sources of ignition, such as pilot lights.

3. Staff and students located outdoors are directed to proceed immediately to nearby classrooms or buildings. Teachers communicate their locations to School Administrator, using the PA system or other means without leaving the building.

4. School Administrator "calls 911", providing exact location and nature of emergency.

5. School Administration notifies District Office of situation.

Bomb Threat/ Threat Of violence

BOMB THREAT

Responses to Bomb Threat is initiated upon the discovery of a suspicious package on campus grounds or receipt of a threatening phone call that present risk of an explosion.

Procedure

1. If threat is received by telephone, person receiving the call attempts to keep the caller on the telephone as long as possible and alerts someone else to contact School Administrator, Police Department and District Pupil Personnel Services.

2. The person receiving the call is to stay calm and speak calmly. Listen closely to voice of caller to determine caller's age, sex, accent, speech impediment etc. Listen for background noise such as payphone, school yard, busy traffic, railroad cars, PA systems etc.

3. Person answering the bomb threat asks the following questions, records the answers, and then immediately notifies School Administrator and/or School Police Officer:

- When is the bomb going to explode?
- Where is it?
- What will cause it to explode?
- What kind of bomb is it?
- What's your name?
- Why are you doing this?
- What can we do for you to avoid this?
- Can I call you back? Give me your number.

4. Advise District Office of Pupil Personnel
5. Depending on the seriousness of the threat, make a decision whether or not to evacuate.
6. With Administration, Police Officers and Security Teams and other appropriate staff conduct a search of the school. If a strange or suspicious object is discovered, it is NOT to be touched, handled or moved by searching personnel. Notify jurisdictional law enforcement agency of situation by "calling 911."
7. Have appropriate staff contain area, keeping everyone away. Have other search teams continue to search until all areas of the campus and buildings have been completely searched (possibility of secondary device or object could have been planted). All Cell Phones should be turned off and not used.
8. After search, School Administrator determines appropriate Immediate Response Action(s), which may include DUCK AND COVER, LOCK DOWN, EVACUATE BUILDING OR OFF-SITE EVACUATION.
9. When suspicious object or bomb is found, School Administrator issues Evacuate Building Action. Staff and students evacuate building using prescribed routes or alternate safe routes away from object to assembly/shelter site.
10. Teachers bring student roster and take attendance at assembly area to account for students. Teachers notify Student Care Team of missing students.
11. School activities are not resumed until affected area and school has been inspected and searched by proper authorities and determined to be safe. School Administrator will make All Clear Announcement.

Bus Disaster

Communicate with District.
Contact all parents of students.

Disorderly Conduct

DISORDERLY CONDUCT (INDIVIDUAL)

Disorderly Conduct may involve a student or staff member exhibiting threatening or irrational behavior. If perpetrator is armed, refer to Armed Assault on Campus Procedures.

Procedure

1. Upon witnessing Disorderly Conduct, staff takes steps to calm and control situation and attempt to isolate perpetrator from other students and staff, if it is safe to do so.
2. School staff calls 911, TPS School District Office of Pupil Personnel and Police Department.
3. School Administrator and/or Police Officer assesses situation and calls TPS School District Pupil Personnel/Police Department for additional officers to respond. Continued assessment is necessary for deployment of additional officers to respond and assist from other agencies. District personnel and/or officers on scene "calls 911."
4. If immediate threat is not clearly evident, School Administrator and/or Police Officer may attempt to diffuse situation. Approach perpetrator in calm, non-confrontational manner and request he/she cooperate and try to talk. For safety, the perpetrator may be detained and handcuffed for their safety and safety of others.
5. If perpetrator is a student, an attempt is made to notify the family. (Family members may have information and provide information on handling the student.)
6. School Administrator notifies District Office of situation.

DISORDERLY CONDUCT/RIOT (GROUPS)

Disorderly Conduct or Riot is large gathering of students who become out of control and participate in violent or non-violent activities. Keeping majority of students not involved in this type of illegal activity isolated and away from activity is imperative in bringing these actions under control.

Procedure

1. Upon witnessing Disorderly Conduct of this nature, staff takes steps to calm and control situation and attempt to isolate those involved from each other.
2. Other staff attempts to calm and control other students not involved and get them on their way to class or off campus if incident is after school. While doing this, attempt to locate and identify witnesses who may provide information for School Administrators and/or Police.
3. Staff immediately notifies School Administrator and/or Police Officer via two-way radio.

4. School Administrator and/or School Police Officer assesses situation and calls TPS School District Pupil Personnel/Police Department for additional officers to respond. Continued assessment is necessary for deployment of additional officers to respond and assist from other agencies. District personnel and/or officers on scene "calls 911."
5. School Administrator initiates appropriate Immediate Response Actions, which may include Shelter-In-Place, Lock Down, Evacuate Building or Off-Site Evacuation.
6. Secure all gates and entrances to the campus.
7. Only authorized personnel are to be allowed in or out of the site.
8. Sign-in and Sign-out all authorized visitors noting date and time, telephone number and reason for visit.
9. During passing periods, All Staff should be on campus supervising, while teachers stand at the doorways to their classrooms watching and supervising students.
10. Staff is to report any suspicious activity, break up groups of students loitering and listen for any rumors or reports of possible ongoing activity by students. Maximum supervision by staff is recommended during student lunch periods.
11. School Site Parent Groups may be contacted to assist with supervision and help monitor activity.
12. Notify appropriate District Personnel for assistance as needed.

Earthquake

EARTHQUAKE

Earthquakes generally occur without warning and may cause minor to serious ground shaking, damage to buildings and injuries. Even a mild tremor can create a potentially hazardous situation. The following procedures should be implemented in response to all earthquakes, regardless of magnitude.

Procedure:

Note: Keep calm and remain where you are. Assess situation, then act. Remember, most injuries or deaths are direct cause of falling or flying debris.

1. Upon first indication of an earthquake, teachers direct students to Duck and Cover.
2. Move away from windows and overhead hazards to avoid glass and falling objects
3. When shaking stops, School Administrator initiates Evacuate Building. Staff and students evacuate buildings using prescribed routes or other safe routes to assembly/shelter site.
4. Teachers bring their student roster and take attendance at assembly/shelter site to account for students. Teachers notify Student Care Team of missing students.
5. If injury or damage is suspected, School Administrator "calls 911."
6. School Administrator contacts District Office
7. Site Security Team attempts to suppress fires with extinguishers.
8. Site Security Team notifies school personnel of fallen electrical wires.
9. Site Security Team turns checks for gas main leaks and water leaks and notifies plant supervisor of situation.
10. Site Security Team is directed to stand post in areas of building to keep people from entering.
11. Site Security Team Leader notifies plant supervisor to contact appropriate utility companies of any damages to water lines, sewers, power lines and other utilities.
12. Medical Team checks for injuries and provides appropriate first aid.
13. If area appears safe, Search and Rescue Team makes initial inspection of school buildings to identify any injured or trapped students or staff.
14. School Administrator stays in contact with District Personnel.
15. School Administrator confers with TPS School District Director of Facilities and Director of Maintenance and/or Designees to ensure buildings are safe for re-occupancy. When safe to do so, Site Security Team conducts inspection of school buildings. Site Security Team maintains a log of their findings, by building and provides periodic report to Incident Commander.
16. Any affected areas are not reopened until Local District Facilities Director provides clearance and School Administrator gives authorization to do so.
17. School Administrator initiates Off- Site Evacuation if warranted.

Explosion or Risk Of Explosion

EXPLOSION/ RISK OF EXPLOSION

Scenario 1: Explosion on School Property

Procedure

1. In event of explosion, all persons initiate Duck and Cover
2. School Administrator and/or School Police Officer consider possibility of another imminent explosion and takes appropriate action.
3. After explosion, School Administrator initiates appropriate Immediate Response Actions, which may include Shelter-In- Place, Evacuate Building, or Off-Site Evacuation. Evacuation may be warranted in some buildings and other buildings may be used for shelter.
4. In event of evacuation, staff and students use prescribed routes or other safe routes and proceed to assembly/shelter site.
5. Teachers bring student roster and take attendance at assembly/shelter site to account for students. Teachers notify Student Care Team of missing students.
6. School Administrator calls 911, TPS School District Office of Pupil Personnel and Police Department.
7. Site Security Team and/or Plant Supervisor turns off school's main gas supply.
8. Medical Team, when safe, checks for injuries and provides appropriate first aid.
9. Staff attempts to suppress fires with fire extinguishers.
10. Site Security Team Leader notifies appropriate utility company of any damages to water lines, sewers, power lines and other utilities.
11. Site Security Team Leader posts guards safe distance away from building entrance preventing persons entering school buildings, considering possible secondary explosion sites.
12. When determined by emergency response officials to be safe to enter affected areas, School Administrator advises Search and Rescue Team to initiate search and rescue efforts.
13. School Administrator confers with TPS School District Director of Facilities and Director of Maintenance and/or Designees to ensure buildings are safe for re-occupancy. When safe to do so, Site Security Team conducts inspection of school buildings. Site Security Team maintains a log of their findings, by building and provides periodic report to Incident Commander.
14. Any areas affected by explosion are not reopened until appropriate agency provides clearance and School Administrator gives authorization.
15. School Administrator initiates Off- Site Evacuation if warranted.

Scenario 2: Risk of Explosion on School Property

Procedure

1. School Administrator initiates appropriate Immediate Response Actions, which may include Shelter-In- Place, Evacuate Building, or Off-Site Evacuation.
2. If School Administrator issues Evacuate Building Action, staff and students evacuate building using prescribed routes or other safe routes to assembly/shelter site.
3. Teachers bring student roster and take attendance at assembly/shelter site to account for students. Teachers notify Student Care Team of missing students.
4. School Administrator calls 911, TPS School District Office of Pupil Personnel and Police Department.
5. Site Security Team and/or Plant Supervisor turns off school's main gas supply.
6. Staff attempts to suppress fires with fire extinguishers.
7. School Administrator advises Search and Rescue Team to initiate search and rescue efforts if warranted.
8. Site Security Team Leader notifies appropriate utility company of any damages to water lines, sewers, power lines and other utilities.
9. Any areas affected by explosion are not reopened until appropriate agency provides clearance and School Administrator gives authorization.
10. School Administrator initiates Off- Site Evacuation if warranted.

Scenario 3: Explosion or Risk of Explosion in Surrounding Area

Procedure

1. School Administrator initiates Shelter-In-Place.
2. School Administrator calls 911, TPS School District Office of Pupil Personnel and Police Department.
3. School Administrator takes further actions as needed.
4. School Remains in Shelter-In-Place condition until appropriate agency gives clearance that situation is under control. Upon receiving clearance, School Administrator gives All- Clear Announcement.

Scenario 4: Nuclear Blast or Explosion Involving Radioactive Materials

Procedure

1. School Administrator initiates Shelter-In-Place.
2. When sheltering, personnel establish adequate barriers or shielding (concrete walls, metal doors etc.) between themselves and source of blast or explosion and avoids sheltering near exterior windows.
3. School Administrator calls 911, TPS School District Office of Pupil Personnel and Police Department.
4. After initial blast, remove students from rooms with broken windows, extinguish fires, provide first aid and relocate students from upper floors if possible.
5. Site Security Team/Plant Supervisor turns off schools main gas supply, local fans in area; closes and locks doors and windows; shuts down all building's air conditioning systems; seal gaps under doors and windows with wet towels or duct tape.
6. School remains in Shelter-In-Place condition until County of Los Angeles HazMat Team or appropriate agency provides clearance and School Administrator issues further instructions.

Fire in Surrounding Area

FIRE ON SCHOOL GROUNDS

Procedure addresses situations where fire is discovered on school grounds. A quick response situation is very important to prevent injuries and property damage.

Procedure

1. Upon discovery of fire, signal fire alarm and teachers and staff direct all students out of building and area in a calm and orderly manner.
2. School Administrator immediately initiates Evacuate Building. Staff and students evacuate using prescribed routes or other safe routes to assembly/shelter site.
3. Teachers bring student roster and take attendance at assembly/shelter site to account for students. Teachers notify Student Care Team of missing students.
4. School Administrator calls 911, TPS School District Office of Pupil Personnel and Police Department.
5. Site Security Team suppresses fires and initiates rescue procedures until local fire department arrives.
6. Site Security Team secures area to prevent unauthorized entry and keeps access roads and gates clear for emergency vehicles.
7. Site Security Team Leader directs fire department to fire and briefs department official on situation.
8. Site Security Team/Plant Supervisor notifies Maintenance and Operations Director or Designee of situation and also informs to contact any affected utility companies to respond.
9. If needed, Director of Transportation or Designee is notified for buses to evacuate students and staff if warranted.
10. Any affected areas are not reopened until local fire department or appropriate agency provides clearance and School Administration.
11. All fires, regardless of size, which are extinguished by school personnel, require a contact to fire department to indicate "fire is out" and to request fire department to respond for investigation and confirm.

FIRE IN SURROUNDING AREA

Procedure addresses fire discovered in area adjoining school. The initiated response actions take into consideration location and size of fire, its proximity to school and likelihood that fire may affect school.

Procedure

1. School Administrator initiates appropriate Immediate Response Actions, which may include Shelter-In-Place, Lock Down, Evacuate Building or Off-Site Evacuation.
2. School Administrator calls 911, TPS School District Office of Pupil Personnel and Police Department.
3. School Administration instructs Site Security Team to prevent students from approaching fire and keep routes open for emergency vehicles.
4. Agency Liaison works with fire department to determine if school grounds are threatened by fire, smoke, or other hazardous conditions.
5. If School Administrator issues Evacuate Building, staff and students evacuate affected building(s) using prescribed routes or other safe routes to assembly/shelter site.
6. Teachers bring student roster and take attendance at assembly/shelter site to account for students. Teachers notify Student Care Team of missing students.
7. If needed, Director of Transportation is notified for request of buses for student and staff evacuation.
9. School Administrator initiates Off-Site Evacuation if warranted.

Fire on School Grounds

FIRE ON SCHOOL GROUNDS

Procedure addresses situations where fire is discovered on school grounds. A quick response situation is very important to prevent injuries and property damage.

Procedure

1. Upon discovery of fire, signal fire alarm and teachers and staff direct all students out of building and area in a calm and orderly manner.
2. School Administrator immediately initiates Evacuate Building. Staff and students evacuate using prescribed routes or other safe routes to assembly/shelter site.
3. Teachers bring student roster and take attendance at assembly/shelter site to account for students. Teachers notify Student Care Team of missing students.
4. School Administrator calls 911, TPS School District Office of Pupil Personnel and Police Department.
5. Site Security Team suppresses fires and initiates rescue procedures until local fire department arrives.
6. Site Security Team secures area to prevent unauthorized entry and keeps access roads and gates clear for emergency vehicles.
7. Site Security Team Leader directs fire department to fire and briefs department official on situation.
8. Site Security Team/Plant Supervisor notifies Maintenance and Operations Director or Designee of situation and also informs to contact any affected utility companies to respond.
9. If needed, Director of Transportation or Designee is notified for buses to evacuate students and staff if warranted.
10. Any affected areas are not reopened until local fire department or appropriate agency provides clearance and School Administration.
11. All fires, regardless of size, which are extinguished by school personnel, require a contact to fire department to indicate "fire is out" and to request fire department to respond for investigation and confirm.

FIRE IN SURROUNDING AREA

Procedure addresses fire discovered in area adjoining school. The initiated response actions take into consideration location and size of fire, its proximity to school and likelihood that fire may affect school.

Procedure

1. School Administrator initiates appropriate Immediate Response Actions, which may include Shelter-In-Place, Lock Down, Evacuate Building or Off-Site Evacuation.
2. School Administrator calls 911, TPS School District Office of Pupil Personnel and Police Department.
3. School Administration instructs Site Security Team to prevent students from approaching fire and keep routes open for emergency vehicles.
4. Agency Liaison works with fire department to determine if school grounds are threatened by fire, smoke, or other hazardous conditions.
5. If School Administrator issues Evacuate Building, staff and students evacuate affected building(s) using prescribed routes or other safe routes to assembly/shelter site.
6. Teachers bring student roster and take attendance at assembly/shelter site to account for students. Teachers notify Student Care Team of missing students.
7. If needed, Director of Transportation is notified for request of buses for student and staff evacuation.
9. School Administrator initiates Off-Site Evacuation if warranted.

Share this guidance with staff: Fire Evacuation (Fire on or directly threatening campus)

What to do during a fire:

- 1) You may or may NOT hear a bell.
- 2) You may hear an announcement saying, "This is a fire (drill), please evacuate the building."
- 3) Teacher will line students up, get student rosters, and radio.
- 4) Teacher will evacuate his/her class as quickly and as orderly as possible.
- 5) Teacher will check to see that everyone has exited the classroom.
- 6) Teacher will close the door to prevent the spread of smoke or fire.
- 7) Classroom door should be left unlocked for the fire department to be able to enter if necessary.
- 8) Students will walk quietly in a single file to the assembly area, with the teacher at the rear of the line. When the teacher walks at the rear of the line the line leader should know where to stop to keep the class together.
- 9) Teacher will assemble his/her class AWAY from the burning structure and smoke. (See assigned line up areas).
- 10) Teachers should listen to the radio for more directions.
- 11) Teacher takes and reports attendance.

- 12) Teacher supervises his/her students and keeps them quiet while the admin accounts for all students, staff, and others.
- 13) All staff (teachers, custodians, office techs, and aides) without a class are to report to the administrator and may be assigned a role.
- 13) Wait for the "All Clear" announcement or other signal, and then return quietly to classrooms in orderly lines.

Flooding

FLOODING

Procedure applies whenever storm water or other sources of water inundate or threaten to inundate school grounds or buildings. Flooding may occur as a result of prolonged periods of rainfall, where school would have sufficient time to prepare. Alternatively, flooding may occur without warning, as a result of damage to water distribution systems, or failure of a man-made dam.

Procedure

1. School Administrator initiates appropriate Immediate Response Actions, which may include Shelter-In-Place, Lock Down, Evacuate Building or Off-Site Evacuation.
2. School Administrator calls 911, TPS School District Office of Pupil Personnel and Police Department.
3. If School Administrator issues Evacuate Building or Off-Site Evacuation, staff and students evacuate affected building(s) using prescribed routes or other safe routes to assembly/shelter site.
4. Teachers bring student roster and take attendance at assembly/shelter site to account for students. Teachers notify Student Care Team of missing students.
5. Switch all passing bells to manual operation.
6. Contact appropriate TPS School District Departments as needed:

Loss or Failure Of Utilities

LOSS OR FAILURE OF UTILITIES

Procedure addresses situations involving loss of water, power or other utility on school grounds. Should also be used in event of discovery of gas leak, exposed electrical line, or break in sewer lines.

Procedure

1. If water or electrical line is broken, efforts are made to turn off water or power to affected area and to notify School Administrator and Site Plant Supervisor immediately.
2. Upon notice of loss of utilities, School Administrator assesses situation and determines if appropriate Immediate Response Actions, which may include Shelter-In-Place or Evacuate Building, are to be initiated.
3. School Administrator or Designee (Site Plant Supervisor) notifies TPS School District Maintenance and Operations Administrators and informs them of situation which includes location and nature of situation/emergency. Additional appropriate personnel are notified at discretion of School Administrator.
4. Maintenance Personnel, working with School Administration, contact affected utility company to determine whether their assistance is required and determine potential length of time service will be interrupted.
5. School Administrator along with appropriate personnel, make decision whether to postpone remaining school day and arrange for early student dismissal.
6. Public Information Officer arranges for media announcements regarding situation.

Motor Vehicle Crash

LOSS OR FAILURE OF UTILITIES

Procedure addresses situations involving loss of water, power or other utility on school grounds. Should also be used in event of discovery of gas leak, exposed electrical line, or break in sewer lines.

Procedure

1. If water or electrical line is broken, efforts are made to turn off water or power to affected area and to notify School Administrator and Site Plant Supervisor immediately.

2. Upon notice of loss of utilities, School Administrator assesses situation and determines if appropriate Immediate Response Actions, which may include Shelter-In-Place or Evacuate Building, are to be initiated.
 3. School Administrator or Designee (Site Plant Supervisor) notifies TPS School District Maintenance and Operations Administrators and informs them of situation which includes location and nature of situation/emergency. Additional appropriate personnel are notified at discretion of School Administrator.
 4. Maintenance Personnel, working with School Administration, contact affected utility company to determine whether their assistance is required and determine potential length of time service will be interrupted.
- Important Utility Service Phone Numbers:
5. School Administrator along with appropriate personnel, make decision whether to postpone remaining school day and arrange for early student dismissal.
 6. Public Information Officer arranges for media announcements regarding situation.

Pandemic

pandemic

Follow CDC and State Health Recommendations

Suspected Contamination of Food or Water

SUSPECTED CONTAMINATION OF FOOD OR WATER

Procedure followed if site personnel report suspected contamination of food or water. Procedure applies where there is evidence of tampering with food packaging, observation of suspicious individuals in proximity to food or water supplies, or if notified of possible food/water contamination by District staff or local agencies. Indicators of contamination may include unusual odor, color, taste, or multiple employees with unexplained nausea, vomiting, or other illnesses.

Procedure

1. School Administrator and, Cafeteria Supervisor or Plant Supervisor isolates suspected contaminated food/water to prevent consumption and restricts access.
2. School Administrator calls 911, TPS School District Office of Pupil Personnel and Police Department.
3. County and State of California notification protocols are followed at this time.
4. School Administrator provides list of all potentially affected students and staff.
5. Medical Team and Responding Emergency Personnel assess need for medical attention and provide first aid as appropriate
6. School Administrator maintains a log of affected students and staff and symptoms; food/water suspected to be contaminated, quantity and character of products consumed and other pertinent information.
7. School Administrator confers with all appropriate agencies before resumption of normal operations.
8. School Administrator notifies parents of incident, as appropriate.

Tactical Responses to Criminal Incidents

78

Notify appropriate District Personnel for assistance as needed.

Communicate with Law enforcement

Follow orders given by law enforcement

Psychological Trauma

PSYCHOLOGICAL TRAUMA/ AFTERMATH COUNSELING

Crisis Management Actions are to be taken during and subsequent to any emergency that may have psychological impact on students and staff, such as act of violence; death of a student or staff member; earthquake or other natural disaster; serious environmental problem; or ethnic and racial tensions. Emergencies like those described above usually produce one or more of the following conditions:

- Temporary disruption of regular school functions and routines.
- Significant interference with ability of students and staff to focus on learning.
- Physical and/or psychological injury to students and staff.
- Concentrated attention from community and news media.

As a result of such emergencies, students and staff may exhibit variety of psychological reactions. As soon as physical safety of those involved has been insured, attention must turn to meeting emotional and psychological needs of students and staff.

Procedure

1. School Administrator establishes Medical Team, which has primary responsibility for providing necessary assistance after all types of crisis, including psychological first aid.
2. Medical Team assesses range of crisis intervention services needed during and following the emergency.
3. Medical Team provides for or arranges for direct intervention services.
4. If there is need for additional counseling services, School Administrator notifies District Superintendent or Designee.
5. Medical Team advises and assists School Administrator to restore regular school functions as efficiently and as quickly as possible.
6. In performing their duties, Medical Team members provide ongoing assessment of needs and follow-up services as required.

Suspected Contamination of Food or Water

SUSPECTED CONTAMINATION OF FOOD OR WATER

Procedure followed if site personnel report suspected contamination of food or water. Procedure applies where there is evidence of tampering with food packaging, observation of suspicious individuals in proximity to food or water supplies, or if notified of possible food/water contamination by District staff or local agencies. Indicators of contamination may include unusual odor, color, taste, or multiple employees with unexplained nausea, vomiting, or other illnesses.

Procedure

1. School Administrator and, Cafeteria Supervisor or Plant Supervisor isolates suspected contaminated food/water to prevent consumption and restricts access.
2. School Administrator calls 911, TPS School District Office of Pupil Personnel and Police Department.
3. County and State of California notification protocols are followed at this time.
4. School Administrator provides list of all potentially affected students and staff.
5. Medical Team and Responding Emergency Personnel assess need for medical attention and provide first aid as appropriate
6. School Administrator maintains a log of affected students and staff and symptoms; food/water suspected to be contaminated, quantity and character of products consumed and other pertinent information.
7. School Administrator confers with all appropriate agencies before resumption of normal operations.
8. School Administrator notifies parents of incident, as appropriate.

Tactical Responses to Criminal Incidents

Tactical Response to Criminal Incidents

In the event of a criminal incident on or near school grounds—including but not limited to acts of violence, possession or use of weapons, threats, vandalism, theft, or drug-related offenses—TEACH Public Schools will implement the following tactical response plan to ensure the safety of students and staff, and to support appropriate law enforcement engagement:

1. Immediate Threat Assessment and Action
 - Assess the Situation: The first adult witness or informed staff member will immediately notify the site administrator or designee and, if needed, call 9-1-1.
 - Initiate Emergency Protocols: The administrator will determine whether to initiate a lockdown, shelter-in-place, or evacuation depending on the nature of the criminal activity.
 - Secure the Perimeter: Staff will take action to secure access points and direct students away from the threat if evacuation is not possible or safe.
2. Engagement with Law Enforcement
 - The administrator or Incident Commander (per the ICS/NIMS framework) will serve as the point of contact with responding law enforcement officers.
 - The school will provide access to security camera footage, maps, incident reports, and any available information about potential suspects or witnesses.
 - School staff will cooperate fully and follow law enforcement direction regarding suspect containment, apprehension, and scene security.
3. Internal Communications and Staff Roles

- Staff will use radios, intercoms, or emergency messaging apps to maintain contact with site leadership and follow instructions.
 - Designated safety team members will perform assigned duties, such as student accountability, first aid response, or parent liaison.
 - The school will activate its emergency operations plan and, if necessary, deploy its incident command structure.
4. Parent and Community Notification
- The school will notify parents/guardians of the incident once it is safe to do so, using email, phone, and/or text systems.
 - Clear, factual information will be provided about the nature of the incident, actions taken, and next steps for student reunification or continued operations.
5. After-Action and Recovery
- An incident debrief will occur within 48 hours with school leadership, safety staff, and law enforcement to review response effectiveness and areas for improvement.
 - The school will review its safety plan and procedures based on incident learnings and make updates as needed.
 - Counseling and mental health services will be made available to all students and staff impacted by the event.
6. Ongoing Preparation and Training
- The school will conduct annual tactical response trainings for all staff, in collaboration with local law enforcement.
 - Tabletop exercises and full-scale simulations will be incorporated into safety drills to ensure staff familiarity with varied criminal scenarios.
 - The school will maintain current MOUs with local police departments and community-based response teams as applicable.

Unlawful Demonstration or Walkout

UNLAWFUL DEMONSTRATION/ WALKOUT

An Unlawful demonstration/ walkout is any unauthorized assemblage on or off campus by staff or students for purpose of protest or demonstration.

Procedure

1. Upon indication that unlawful demonstration or walkout is about to begin, personnel immediately notify School Administrator.
2. School Administrator assesses situation and initiates appropriate Immediate Response Actions, which may include Shelter-In-Place.
3. School Administrator notifies TPS School District Pupil Personnel/Police Department
4. Student Release Team immediately proceeds to control student ingress and egress. Each person entering or leaving campus is required to sign his/her name and record other pertinent information.
5. If students leave campus, School Police along with School Administrators and allied law enforcement agencies will accompany them. All attempts will be made to guide and control actions of students while off-site.
6. Students not participating in demonstration or walkout are kept within their classrooms until further notice by School Administrator. Teachers close and lock classroom doors. Students and staff are protected from flying glass in event windows are broken by closing drapes and blinds in rooms so equipped.
7. Documentation Unit staff attempt to keep accurate record of events, conversations and actions.
8. All media inquiries are referred to TPS School District Public Information Officer.
9. School Administrator proceeds in good judgment on basis of police or other legal advice, in taking action to control and resolve situation.
10. School Administrator notifies parents of incident, as appropriate.

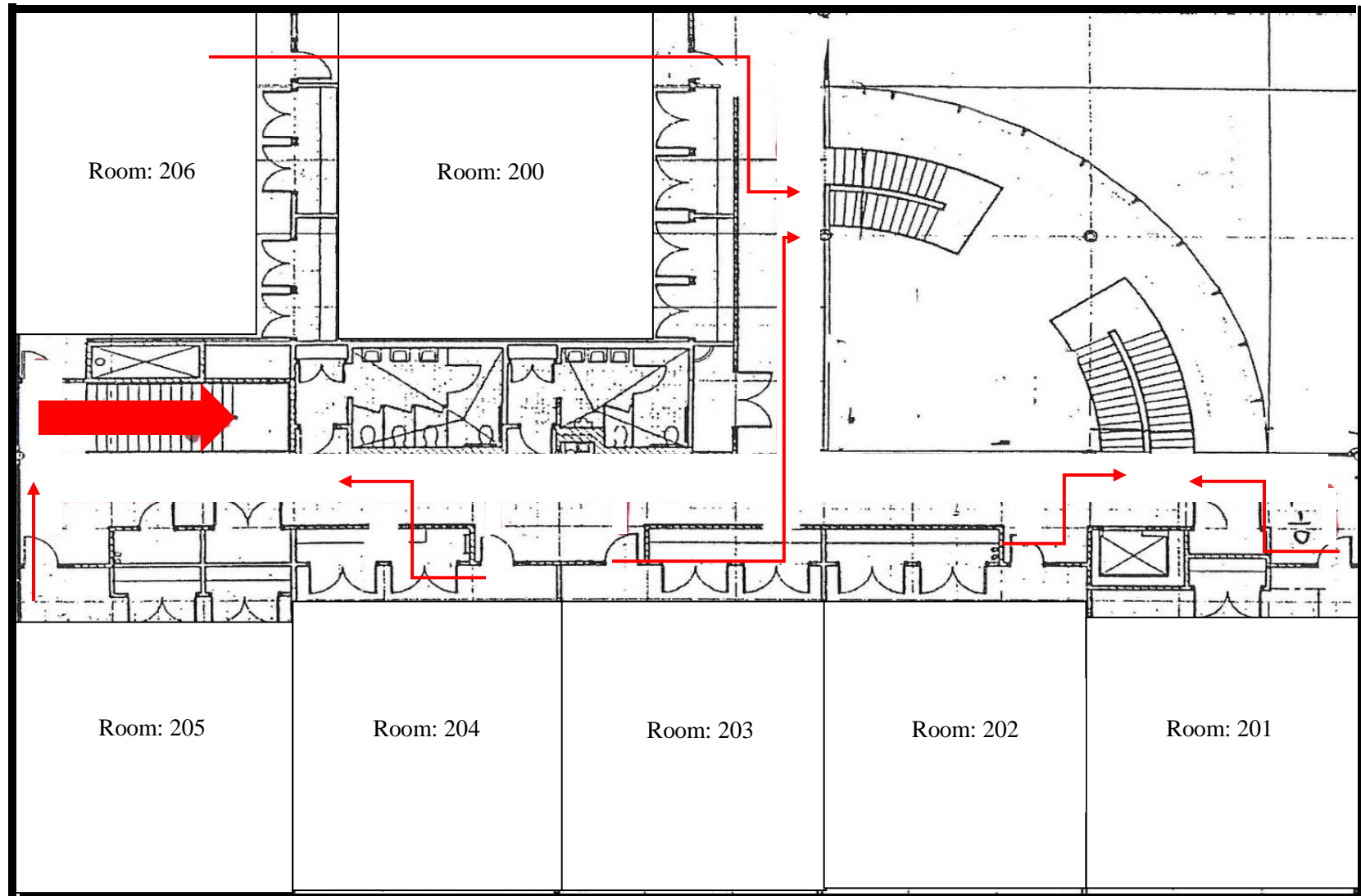
Emergency Evacuation Map

Emergency Route Second Floor



TEACH
ACADEMY OF TECHNOLOGIES

10000 S. Western Ave
Los Angeles, CA 90047
323-872-0809; Fax: 323-351-2322





TEACH

ACADEMY OF TECHNOLOGIES

ALLEY

Room: 108
8th Grade ELA

BLDG 6

Room: 107
7th Grade ELA



RESTROOMS

Room: 105
8th Grade
Mathematics

BLDG 3

Room: 106
7th Grade
Mathematics

Room: 109
8th Grade
History

BLDG 5

Room: 111
8th Grade
Science

BLDG 4

Room: 110
7th Grade
History

Room: 112
7th Grade
Science

Courtyard

Counselor

Main Office

Office
Data &
Assessment

Office

Principal, SpEd, Dean

Break
Room

Room: 103
8th Grade
Elective

BLDG 2

Room: 104
7th Grade
Elective

S. WESTERN AVENUE

10045 S. Western Ave. LA, CA 90047
Phone: 323-872-0809; Fax 323-351-2322
teachps.org

Emergency Route First Floor



10000 S. Western Ave
Los Angeles, CA 90047
323-872-0809; Fax: 323-351-2322

